

OKLAHOMA

MEN'S BASKETBALL

Mike Houck, Associate Communications Director

McClendon Center for Intercollegiate Athletics

180 West Brooks, Suite 2525 | Norman, OK 73019

Office: (405) 325-8227 | Cell: (405) 249-5892 | E-Mail: mhouch@ou.edu

www.SoonerSports.com | Twitter: @SoonerSportscom; @SoonerHoops



26 NCAA Tournaments | 4 Final Fours | 14 Conference Championships | 30 All-Americans | 27 Postseason Appearances In The Last 30 Years

Oklahoma Schedule/Results

N1	NORTHEASTERN STATE (Ex.)	W	85-51
N6	WASHBURN (Ex.)	W	85-59

N11	IDAHO STATE	W	78-74
N18	COPPIN STATE	W	92-65
N24	vs. Washington State #	W	74-59
N25	vs. Santa Clara #	W	85-73
N27	vs. Saint Louis #	L	63-83

D2	SACRAMENTO STATE	W	82-53
D8	ORAL ROBERTS	W	73-59
D10	ARKANSAS	W	78-63
D17	vs. Houston \$	W	79-74
D21	SOUTH CAROLINA STATE	W	83-48
D29	at Cincinnati %	L	55-56
D31	NORTHWESTERN STATE	W	83-63

J3	at Missouri	L	49-87
J7	KANSAS	L	61-72
J9	at Oklahoma State	L	65-72
J14	KANSAS STATE	W	82-73
J17	TEXAS TECH	W	64-55
J21	at Texas A&M	L (OT)	75-81
J24	BAYLOR	L	65-77
J28	at Kansas State	W	63-60

F1	at Kansas	L	62-84
F4	IOWA STATE	L	70-77
F6	MISSOURI	L	68-71
F11	at Texas Tech	L	47-65
F14	TEXAS	L	58-69
F18	at Iowa State	L	69-80
F22	OKLAHOMA STATE	7 p.m.	Big 12
F25	at Baylor	12:30 p.m.	Big 12
F29	at Texas	8 p.m.	ESPN2

M3	TEXAS A&M	3 p.m.	Big 12
M7-10	Big 12 Championship ^	TBD	B12/ESPN
M15-18	NCAA First/Second Rounds	TBD	CBS
M22-25	NCAA Regionals	TBD	CBS
M31/A2	NCAA Final Four	TBD	CBS

All times Central and subject to change

76 Classic (Anaheim, Calif.)

\$ All-College Classic (Oklahoma City)

% at U.S. Bank Arena

"Big 12" is Big 12 Network regional television

Radio (Sooner Sports Network)

Play-by-Play.....Toby Rowland

Analyst.....Mike Houck

TV (Big 12 Network)

Play-by-Play.....Dave Armstrong

Analyst.....Reid Gettys

**At a Glance**

Date.....Wednesday, Feb. 22
 Site.....Norman, Okla.
 Tip Time.....7:05 p.m. CT
 Radio.....KOKC 1520 AM in OKC;
KTBB 1430 AM in Tulsa; Sirius 94
 TV.....KOCB Ch. 34 in OKC; KTUL Ch. 8 in Tulsa
 Series.....Oklahoma leads 127-94
 Last Meeting.....OSU won 72-65 (1/9/12)

**PROJECTED OKLAHOMA STARTERS**

4 ANDREW FITZGERALD • F
 6-8 • 247 • Jr. • Baltimore, Md.
 Brewster Academy (N.H.)

PTS	REB	FG%	MIN
12.7	4.8	.485	27.5



NOTES: Has scored in double figures in 18 of the last 21 games but not in either of the last two (averaging 4.0 points last two) ... Turned in a career-high 27-point performance vs. Iowa State Feb. 4 (11-for-19 field goal shooting) ... Ranks 14th in the Big 12 with his 13.1 points per league game ... Has 62 offensive rebounds and 63 defensive on the year ... An honorable mention All-Big 12 selection last year ... Has started 59 straight games.

24 ROMERO OSBY • F
 6-8 • 232 • Jr. • Meridian, Miss.
 Mississippi State University

PTS	REB	FG%	MIN
12.2	7.5	.471	30.0



NOTES: Averaging 13.3 points and team-high 6.4 rebounds in Big 12 play ... Ranks second in league with 2.8 offensive boards per game and ranks third with six double-doubles ... Has grabbed at least 10 boards eight times ... Has scored at least 15 points in seven of last 12 contests (career-high 19 Feb. 1 at Kansas) ... Has 73 free throw attempts over the last 12 games ... Has 32 of team's 58 dunks (55%) ... Leads team with 11 charges taken.

1 SAM GROOMS • G
 6-1 • 203 • Jr. • Greensboro, N.C.
 Chipola College (Fla.)

PTS	REB	AST	MIN
6.6	2.8	6.1	31.6



NOTES: Has started all 26 games at point guard ... Leads Big 12 in assists (6.1) and assist-to-turnover ratio (3.1; ranks fifth nationally) ... Averaging 6.7 assists and 1.8 turnovers in Big 12 play ... Has 69 assists and 15 turnovers over the last nine games (4.6 ratio) ... Has recorded at least five assists 19 times (each of last nine games) ... Has 18 games of two or fewer turnovers ... Rated as country's No. 3 juco prospect last year by JucoRecruiting.com.

2 STEVEN PLEDGER • G
 6-4 • 222 • Jr. • Chesapeake, Va.
 Atlantic Shores Christian School

PTS	REB	3FG%	MIN
16.8	4.1	.421	32.8



NOTES: Dec. 19 and Jan. 30 Big 12 Player of the Week ... Ranks No. 4 in Big 12 in scoring (16.8) and No. 3 in 3's per game (2.6) ... Ranks sixth in league in FG% (.463), 3-point FG% (.421) and FT% (.844) ... Has seven 20-plus scoring efforts this season (recorded three all of last year) and two games of at least 30 points ... Had made 44 of 46 FT attempts but has made just four of last nine over last four games ... Needs 44 points for 1,000 in his career.

21 CAMERON CLARK • G
 6-6 • 198 • So. • Sherman, Texas
 Sherman High School

PTS	REB	AST	MIN
8.2	4.1	1.2	26.3



NOTES: Has started 55 of his 58 career games ... Coming off a 16-point, career-high 3-steal game at Iowa State ... 16 points vs. ISU were his most in 19 outings ... Averaging 14.5 points the last two games (averaged 5.7 previous seven) ... Has same number of field goals (14) last two games he had in previous six ... All five of his 3-pointers came in back-to-back December games ... Shot .474 from field last year but owns a .405 mark this season.

OKLAHOMA'S TOP RESERVES

No.	Name	Position	Height	Weight	Class	Points	Rebounds	Assists	Minutes
15	Tyler Neal	F	6-7	227	So.	4.2	2.5	0.6	13.3
14	Carl Blair	G	6-2	205	Jr.	3.9	2.3	2.7	16.1
5	C.J. Washington	F	6-7	230	Sr.	1.9	3.2	0.3	10.8
32	Casey Arent	C	6-10	227	Jr.	1.2	2.0	0.0	6.8
31	Barry Honoré	F	6-7	270	Sr.	0.8	0.9	0.1	4.7

PROJECTED OKLAHOMA STATE STARTERS

No.	Name	Position	Height	Weight	Class	Points	Rebounds	Assists	Minutes
2	Le'Bryan Nash	F	6-7	230	Fr.	13.4	4.9	1.5	29.9
20	Michael Cobbins	F	6-8	220	Fr.	5.6	5.5	0.6	25.8
4	Brian Williams	G	6-5	205	Fr.	8.1	3.1	0.6	25.4
12	Keiton Page	G	5-9	165	Sr.	15.7	1.7	2.1	35.0
22	Markel Brown	G	6-3	190	So.	10.7	5.3	2.1	30.1

Head Coach Lon Kruger

► Lon Kruger was named Oklahoma's 14th head men's basketball coach on April 1, 2011.

► Owns a 492-317 (.608) collegiate record over 25 years.

► Has coached at Texas-Pan American (52-59 record from 1982-86), Kansas State (81-46 from 1986-90), Florida (104-80 from 1990-96), Illinois (81-48 from 1996-00) and UNLV (161-71 from 2004-11).

► Served as head coach of NBA's Atlanta Hawks from 2000-03 (69-122 record) and was an assistant for New York Knicks (2003-04 season).

► Averaged 25.4 wins at UNLV over the last five years (four NCAA appearances and one NIT trip) and won at least 21 games each of those five seasons.

► Coached UNLV to a 55-25 (.688) Mountain West Conference record the last five seasons.

► Has taken teams to 13 NCAA Tournaments (14-13 record) and four NITs (4-5 record).

► Coached Florida to the 1994 Final Four, Kansas State to the 1988 Elite Eight and UNLV to the 2007 Sweet 16.

► Has led all five of the college programs he has coached to 20-win seasons.

► Is one of five coaches in Division I college basketball history to take four different schools to the NCAA Tournament and is one of three coaches to win an NCAA Tournament game at four schools.

► Is one of just two head coaches in Division I history to lead at least four different schools to multiple NCAA Tournament wins.

► Is one of four coaches to lead three different schools to NCAA Sweet 16 appearances.



Lon Kruger Year by Year

Year	School	Record	Pct.
1982-83	Pan American	7-21	.250
1983-84	Pan American	13-14	.481
1984-85	Pan American	12-16	.429
1985-86	Pan American	20-8	.714
1986-87	* Kansas State	20-11	.645
1987-88	* Kansas State	25-9	.735
1988-89	* Kansas State	19-11	.633
1989-90	* Kansas State	17-15	.531
1990-91	Florida	11-17	.393
1991-92	^ Florida	19-14	.576
1992-93	^ Florida	16-12	.571
1993-94	* Florida	29-8	.784
1994-95	* Florida	17-13	.567
1995-96	Florida	12-16	.429
1996-97	* Illinois	22-10	.688
1997-98	* Illinois	23-10	.697
1998-99	Illinois	14-18	.438
1999-00	* Illinois	22-10	.688
2004-05	^ UNLV	17-14	.548
2005-06	UNLV	17-13	.567
2006-07	* UNLV	30-7	.811
2007-08	* UNLV	27-8	.771
2008-09	^ UNLV	21-11	.656
2009-10	* UNLV	25-9	.735
2010-11	* UNLV	24-9	.727
2011-12	Oklahoma	13-13	.500
Totals		492-317	.608

* NCAA Tournament

^ National Invitation Tournament

WEDNESDAY'S GAME BASICS

Looking to end its longest losing streak of the year (six games), Oklahoma (13-13, 3-11) goes for its first win since Jan. 28 when it hosts Oklahoma State (13-14, 6-8) on Wednesday at 7 p.m. CT. The Sooners, coming off an 80-69 road loss to Iowa State on Saturday, are 9-5 at Lloyd Noble Center but have lost four straight there. The Cowboys beat Texas 90-78 Saturday to snap a two-game skid. They are 1-6 in conference road games this year. Wednesday's contest will air on the Sooner Radio Network (KOKC AM 1520 in Oklahoma City; KTBZ AM 1430 in Tulsa; Sirius 94) with **Toby Rowland** and **Mike Houck** announcing. The game will be televised by the Big 12 Network (KOCB Ch. 34 in OKC; KTUL Ch. 8 in Tulsa; ESPN Full Court) with **Dave Armstrong** and **Reid Gettys** calling the action.

SOONER STORYLINES

► Oklahoma holds a 127-94 all-time advantage over Oklahoma State and is 79-26 against the Cowboys in Norman. The Sooners have won nine of the last 15 overall meetings and each of the last seven at Lloyd Noble Center.

► Oklahoma State posted a 72-65 win over OU in Stillwater on Jan. 9, as the Sooners shot a season-low .324 from the field. **Carl Blair** recorded 20 points, 10 rebounds and five assists (all personal OU highs) in 30 minutes off the bench.

► A win Wednesday would be the Sooners' 14th this season, matching last season's total and surpassing the previous year's 13 victories.

► In its three Big 12 wins, Oklahoma has held opponents to .379 field goal shooting. In OU's 11 Big 12 losses, opponents are shooting .496 from the field.

► The junior trio of **Steven Pledger**, **Andrew Fitzgerald** and **Romero Osby** has accounted for 65 percent of the team's points in Big 12 play (583 of 898) and 50 percent of its rebounds (209 of 422).

► Pledger (.488), Fitzgerald (.522) and Osby (.525) are shooting a combined .510 from the field at Lloyd Noble Center.

► After combining to average 12.2 points over OU's first 12 conference games, the trio of **Cameron Clark** (14.5), **Tyler Neal** (9.0) and **Carl Blair** (6.0) is averaging 29.5 points over the last two outings.

► OU has been held to an average of 3.6 3-point makes in Big 12 play (ranks last in league) and Pledger has 33 of the team's 51 conversions (65 percent). OU's Big 12 opponents have made more than twice as many 3-pointers (106) as the Sooners.

► In OU's wins, Pledger is averaging 20.8 points on .578 field goal shooting. In the team's losses, he is averaging 13.2 points on .363 shooting. Last year he averaged 15.4 points in wins and 7.4 points in defeat.

► Rebounding was a major strength for Oklahoma in non-conference play. The Sooners finished that portion of their schedule with a +10.4 average rebounding margin. They have been outboarded in eight of their 14 league games, however, and own a -2.1 average margin in those 14. OU boasts a 354-284 offensive rebounding advantage on the year.

Stats Comparison



CATEGORY	13-13	13-14
Overall Record	13-13	13-14
Points Per Game	70.1	67.5
Opp. Points Per Game	69.0	67.9
Rebounds Per Game	37.2	33.0
Rebounding Margin	+3.7	-5.0
Field Goal Pct.	.435	.420
Opp. Field Goal Pct.	.435	.415
3-Point Pct.	.364	.313
Opp. 3-Point Pct.	.339	.313
Free Throw Pct.	.726	.752
Personal Fouls Per Game	17.7	19.7
Assists Per Game	14.2	10.7
Turnovers Per Game	12.8	12.1
Blocked Shots Per Game	3.1	4.6
Steals Per Game	6.5	6.5



► Steven Pledger

OKLAHOMA NUMERICAL ROSTER

No.	Name	Position	Height	Weight	Class	Hometown (Last School)
1	Sam Grooms	G	6-1	203	Jr.	Greensboro, N.C. (Chipola College [Fla.])
2	Steven Pledger**	G	6-4	222	Jr.	Chesapeake, Va. (Atlantic Shores Christian School)
3	T.J. Franklin	G	5-11	175	Sr.	Fort Worth, Texas (North Crowley HS)
4	Andrew Fitzgerald**	F	6-8	247	Jr.	Baltimore Md. (Brewster Academy [N.H.])
5	C.J. Washington*	F	6-7	230	Sr.	Stringtown, Okla. (Connors State JC)
12	Jarrod Kruger#	G	6-1	174	So.	Topeka, Kan. (Kansas State University)
13	James Frascilla	G	5-10	142	Fr.	Dallas, Texas (Highland Park HS)
14	Carl Blair*	G	6-2	205	Jr.	Houston, Texas (University of New Orleans)
15	Tyler Neal*	F	6-7	227	So.	Oklahoma City, Okla. (Putnam City West HS)
21	Cameron Clark*	G	6-6	198	So.	Sherman, Texas (Sherman HS)
22	Amath M'Baye#	F	6-9	214	Jr.	Bordeaux, France (University of Wyoming)
24	Romero Osby	F	6-8	232	Jr.	Meridian, Miss. (Mississippi State University)
31	Barry Honoré*	F	6-7	270	Sr.	Garland, Texas (Southern University)
32	Casey Arent	C	6-10	227	Jr.	Penryn, Calif. (Sierra College)

* Letters earned at Oklahoma #Sitting out 2011-12 season

2011-12 Big 12 Standings

Through Sunday, Feb. 19

Team	Big 12			Overall		
	W	L	Pct.	W	L	Pct.
Missouri	12	2	.857	25	2	.926
Kansas	12	2	.857	22	5	.815
Baylor	9	5	.643	22	5	.815
Iowa State	9	5	.643	19	8	.704
Texas	7	7	.500	17	10	.630
Kansas State	7	7	.500	18	8	.692
Oklahoma State	6	8	.429	13	14	.481
Texas A&M	4	10	.286	13	13	.500
Oklahoma	3	11	.214	13	13	.500
Texas Tech	1	13	.071	8	18	.286



Oklahoma Quick Facts

Official Name: University of Oklahoma

Location: Norman, Okla.

Founded: 1890

Enrollment: 30,754

Nickname: Sooners

Colors: Crimson and Cream

President: David L. Boren

Athletics Director: Joe Castiglione

Arena: Lloyd Noble Center (12,000)

First Year of Basketball: 1907-08

NCAA Tournament Appearances: 26

NIT Appearances: 7

All-Time Record: 1,538-991 (.608)

Regular Season Conference Championships: 14 (1928, 1929, 1939, 1940, 1942, 1944, 1947, 1949, 1979, 1984, 1985, 1988, 1989, 2005)

Conference Tournament Championships: 7 (1979, 1985, 1988, 1990, 2001, 2002, 2003)

Head Coach: Lon Kruger (Kansas State '75)

Career Record: 492-317 (26th year)

Oklahoma Record: 13-13 (first year)

NCAA Appearances: 13 (most recent 2011)

NIT Appearances: 4 (most recent 2009)

Assistant Coaches: Chris Crutchfield (Nebraska-Omaha '92), Steve Henson (Kansas State '90), Lew Hill (Wichita State '88)

Director of Operations: Mike Shepherd (Kansas State '92)

Director of Student-Athlete Performance: Jozsef Szendrei (Oklahoma '03)

Video Coordinator: Scott Thompson

Equipment Manager: Marco Griego

Graduate Managers: Wade Mason, Teddy Owens

Athletics Trainer: Alex Brown

Team Physician: Dr. Brock Schnebel

Official Website: SoonerSports.com

FITZGERALD, HONORÉ, NEAL EARN ACADEMIC ALL-BIG 12 HONORS

Forwards **Andrew Fitzgerald**, **Barry Honoré** and **Tyler Neal** were each named to the Academic All-Big 12 Men's Basketball Team last Thursday as members of the second team. They were among 20 league honorees (11 first-team, nine second-team). It was the first such honor for each of the three.

PLEDGER AMONG BIG 12'S OFFENSIVE LEADERS

► After averaging 8.6 points and shooting .386 from the field and .345 from 3-point range over his first two seasons, junior guard **Steven Pledger** is averaging 16.8 points this year while shooting .463 from the field and .421 from long distance. Pledger ranks third in the Big 12 in 3-pointers per game (2.6), fourth in scoring and sixth in field goal percentage, 3-point field goal percentage and free throw percentage (.844).

► The Dec. 19 and Jan. 30 Big 12 Player of the Week, Pledger has scored in double figures in 22 of his 25 outings. He has scored at least 20 points seven times after doing it three times all of last year, and has netted at least 15 points on nine other occasions.

► Pledger has already made 34 more field goals (146) in 25 games this year than he did in 32 games last season (112). He has played 171 fewer minutes this season than last.

► Pledger needs just 44 points to become the 38th player in OU history to score 1,000 in a career. Only 28 players in school history reached 1,000 points prior to their fourth playing year. He already ranks fifth (tied with **Ryan Minor**) at OU in career 3-point makes with 170.

MORE INDIVIDUAL NOTES

► Sophomore guard **Cameron Clark** has had his two best offensive performances in Big 12 play the last two games, registering 13 points on 6-for-9 shooting against Texas last Tuesday and 16 points (his most in 19 games) on 8-for-14 shooting at Iowa State on Saturday. He also averaged 5.5 rebounds and 1.5 steals last week. Clark, who has started 55 of his 58 career games, had been held to single-digit scoring 12 times in 15 games prior to the last two performances. He is averaging 8.2 points on .405 shooting this season after averaging 9.3 points on .474 shooting last year.

► Junior point guard **Sam Grooms** leads the Big 12 in assists (6.1 apg) and assist-to-turnover ratio (3.1; ranks fifth nationally). Only one other player in the Big 12 owns an assist-to-turnover ratio greater than 2.0 (Missouri's **Phil Pressey**; 2.5). Grooms has been on a tear of late, averaging 7.7 assists and just 1.7 turnovers (4.6 ratio) over the last nine games. He has recorded at least five assists and no more than three turnovers in all nine of those outings. Grooms, who has also posted his two highest scoring totals of the year in the last four games, has registered two or fewer turnovers 18 times in 26 contests, including nine of the last 10 outings. Only one Sooner in the last 15 years averaged more assists for an entire season than Grooms' current 6.1 average (6.9 by **Terrell Everett** in 2005-06).

► Junior forward **Romero Osby** ranks second in the Big 12 with his 2.8 offensive rebounds per game and ranks third with his 7.5 overall boards per outing. He also ranks third with six double-doubles. He has recorded at least 10 rebounds on eight occasions this year (his career high entering the season was eight rebounds). Osby, who pulled down a career-high 18 boards vs. South Carolina State on Dec. 21, is averaging 14.3 points over the last 12 games and has scored at least nine points in all 12 (including a career-high 19 points at No. 8 Kansas on Feb. 1). His scoring surge can be partially attributed to his ability to get to the free throw line. Osby has 73 free throw attempts over the last 12 games (6.1 average), more than twice as many as the next highest total on the team during the span (31 attempts by **Steven Pledger**).

► Junior forward **Andrew Fitzgerald** has scored in double figures in 18 of the last 21 games but not in either of the last two. After averaging 14.7 points on .506 shooting over a 19-game stretch, he averaged 4.0 points on 4-for-12 shooting last week against Texas and Iowa State. Fitzgerald, who poured in a career-high 27 points Feb. 4 against Iowa State when he drained a career-high 11 field goals on 19 attempts, ranks second on the team in scoring (12.7 ppg) and rebounding (4.8 rpg). He has almost as many offensive boards (62) as defensive (63).

CLEANING THE GLASS

► Oklahoma ranks third in the Big 12 and 50th nationally in rebounds per game (37.2). It also ranks No. 2 in the league and No. 32 nationally with its 13.6 offensive rebounds per game, and No. 4 in the conference in offensive rebounding percentage at .376.

► OU has been outrebounded just nine times in 26 games, but eight of those occasions have taken place in 14 Big 12 outings.

► Oklahoma's top two rebounding totals of the 16-year Big 12 era have been recorded this year (63 vs. South Carolina State and 61 vs. Coppin State). They are the two highest totals among Big 12 teams on the season.

► The Sooners are averaging 5.1 more offensive rebounds per game this year than they did last season (13.6 to 8.5).

PREVIEWING OKLAHOMA STATE

► Oklahoma State enters Wednesday's game with a 13-14 overall record and a 6-8 conference mark following its 90-78 home win over Texas on Saturday. The Cowboys are 10-3 at home and 2-6 in true road games (1-6 in Big 12 road contests with their lone win coming at Texas Tech).

► OSU, which starts three freshmen, a sophomore and a senior, is shooting .428 from the field in Big 12 play (ranks fifth in Big 12), .297 from 3-point range (ranks last) and .801 from the free throw line (ranks first). It ranks last in average rebounding margin (-8.4).

► Senior guard **Keiton Page** averages a team-high 15.7 points per game and is shooting a team-best .352 from 3-point range (team-

Sam Grooms' Assists and Turnovers in Big 12 Play

Opponent	A	TO
at Missouri	7	2
Kansas	5	1
at Okla. State	0	3
Kansas State	9	3
Texas Tech	4	1
at Texas A&M	7	1
Baylor	7	0
at Kansas State	7	1
at Kansas	6	2
Iowa State	9	2
Missouri	10	2
at Texas Tech	8	2
Texas	10	3
at Iowa State	5	2
Totals	94	25

AP Top 25 Poll**February 20**

School	Record
1. Kentucky (63)	26-1
2. Syracuse (2)	27-1
3. Missouri	25-2
4. Kansas	22-5
5. Duke	23-4
6. Michigan State	22-5
7. North Carolina	23-4
8. Ohio State	22-5
9. Georgetown	20-5
10. Marquette	22-5
11. Michigan	20-7
12. Florida	21-6
13. Baylor	22-5
14. Murray State	26-1
15. Florida State	19-7
16. Wisconsin	20-7
17. Louisville	21-6
18. New Mexico	22-4
19. Wichita State	24-4
20. Notre Dame	19-8
21. UNLV	22-6
22. Temple	21-5
23. Indiana	20-7
24. San Diego State	20-6
25. Virginia	20-6

ESPN/USA Today Top 25 Poll**February 20**

School	Record
1. Kentucky (31)	26-1
2. Syracuse	27-1
3. Missouri	25-2
4. Duke	23-4
5. Kansas	22-5
6. Michigan State	22-5
7. North Carolina	23-4
8. Georgetown	20-5
9. Ohio State	22-5
10. Marquette	22-5
11. Florida	21-6
12. Murray State	26-1
13. Michigan	20-7
14. Baylor	22-5
15. Wisconsin	20-7
16. Florida State	19-7
17. Louisville	21-6
18. Notre Dame	19-8
19. Wichita State	24-4
20. UNLV	22-6
21. New Mexico	22-4
22. Temple	21-5
23. Saint Mary's	23-5
24. Indiana	20-7
25. San Diego State	20-6

OU opponents and potential opponents in **bold**

high 70 makes). He is coming off a career-high 40-point game against Texas in which he made just eight field goals. He was 4-for-8 from 3-point range and 20-for-20 from the free throw line. The 5-9, 165-pounder, who leads the Big 12 (conference games) with his 36.9 minutes per outing, ranks 11th in school history with 1,514 points and second with 266 3-pointers (school record is 279).

► Freshman forward **Le'Bryan Nash** ranks second on the team in scoring (13.4 ppg) and fourth in rebounding (4.9 rpg). He has scored in double figures in each of the last 12 games and is averaging 15.6 points during the stretch.

► Sophomore guard **Markel Brown** contributes 10.7 points, 5.3 rebounds (ranks second on team), a team-high-tying 2.1 assists and a team-high 1.4 steals per game. He is averaging 17.5 points over the last six contests (scored 30 at Texas Tech Jan. 31).

► **Travis Ford** is in his fourth year as Oklahoma State's head coach and owns a 78-51 record. He's in his 14th year overall.

OU-OKLAHOMA STATE SERIES HISTORY

Oklahoma owns a 127-94 series lead over Oklahoma State and is 79-26 against the Cowboys in Norman. OU has won seven of the last 12 overall meetings and nine of the last 15. OU is 17-17 against the Cowboys since the start of the Big 12 in 1996-97 (12-3 in Norman). The Sooners have won seven straight in the series at home, and nine of the last 10. OU won 64-61 last year at Lloyd Noble Center.

JAN. 9 VS. THE COWBOYS (BOX SCORE ON PAGE 13 OF THESE NOTES)

► Oklahoma shot a season-low .324 from the field and posted a .235 (4-for-17) mark from 3-point range in a 72-65 loss at Oklahoma State on Jan. 9.

► The Sooners posted a 50-44 rebounding advantage and held the Cowboys to .386 field goal and .250 (5-for-20) 3-point shooting. OSU outscored OU by 10 at the free throw line, however (the Cowboys went 23-for-30).

► Down 21-20, the Sooners watched OSU go on a 14-2 run over the final 4:30 of the first half to take a 35-22 lead. OU got no closer than five points the rest of the way.

► Junior guard **Carl Blair** recorded OU career highs of 20 points, 10 rebounds and five steals in 30 minutes off the bench.

► Junior forward **Romero Osby** tied a career high with 18 points to go along with 10 rebounds (six offensive). He was 8-for-17 from the field but made just one free throw on five attempts.

► Junior guard **Steven Pledger** was held to nine points on 3-for-13 shooting. It was the first time this year he failed to score 10 points.

SATURDAY'S IOWA STATE RECAP (BOX SCORE ON PAGE 12 OF THESE NOTES)

► Iowa State shot .519 from the field and .500 (11-for-22) from 3-point range to down Oklahoma 80-69 in Ames on Saturday. The Cyclones won by 11 despite making just one more field goal than the Sooners (28-27).

► OU trailed by just five points (46-41) with 11 minutes remaining before Iowa State used a 13-0 run over a span of two minutes and 10 seconds to go up by 18 (59-41). The Cyclones went 5-for-5 from the field during the stretch and hit three straight 3-pointers.

► The OU junior trio of **Steven Pledger**, **Andrew Fitzgerald** and **Romero Osby** entered the game by accounting for 68 percent of the team's points in Big 12 play, and totaled 58 points against Iowa State two weeks ago. Saturday, the threesome scored 19 of the Sooners' 69 points (28 percent) and was a combined 6-for-25 (.240) from the field. Osby finished with 10 points, Pledger seven and Fitzgerald two. It was Fitzgerald's lowest point total of the year and Pledger's second lowest.

► Sophomore guard **Cameron Clark** scored a team-high 16 points for his second-highest output of the season and highest in 19 games. He was 8-for-14 from the field and added four rebounds and a career-high-tying three steals.

► Sophomore forward **Tyler Neal** came off the bench to supply 10 points on 4-for-7 field goal and 2-for-5 3-point shooting. His 10 points were his most in Big 12 play. Junior guard **Carl Blair** netted 12 points in a reserve role on 4-for-5 shooting. His day included a five-point possession following a "Flagrant 2" foul against ISU's **Melvin Ejim** (two free throws followed by a 3-pointer). Blair had averaged 1.6 points over the previous nine games.

QUANTIFYING OU'S BASKETBALL TRADITION

► This is the 105th season of Oklahoma varsity basketball (the program's first game was Nov. 26, 1907).

► OU owns a 1,538-991 (.608) all-time record, ranking it 30th in NCAA Division I history in wins and 41st in winning percentage.

► Oklahoma has participated in four NCAA Final Fours (1939, 1947, 1988 and 2002) and in two NCAA championship games (it lost to Holy Cross in 1947 and to Kansas in 1988).

► OU has made 26 NCAA Tournament appearances and seven postseason NIT showings. It has made 22 NCAA Tournament appearances over the last 29 years.

► Oklahoma has made 27 postseason appearances over the last 30 years (22 NCAA Tournaments and five NITs).

► The Sooners have won 14 regular season conference championships (most recently in 2005) and seven conference tournament titles (including the 2001, 2002 and 2003 Big 12 crowns).

► The Sooners posted the eighth best NCAA Division I winning percentage (.731) in the 1980s and the eighth best (.738) in the 2000s.

► Twenty different Sooners have earned All-America honors a total of 30 times. They have earned consensus first-team All-America acclaim nine times and consensus second-team honors on four occasions.

► **Wayman Tisdale** was a three-time consensus first-team All-American during his three seasons at OU (1983-85).

► Oklahoma players have earned first-team all-conference accolades a total of 73 times.

► The Sooners own a winning record against eight of the other nine members of the Big 12 Conference (Kansas is the only league program with a series lead against OU).

► OU has played its home games in four different venues: the OU Gymnasium (1907-1919), the R.O.T.C. Armory (1919-1928), the OU Field House (1928-75) and Lloyd Noble Center (1975-present).

PLAYER NOTES

1 SAM GROOMS (6-1, 203, JUNIOR, GUARD)

- Point guard who is averaging 6.6 points, 2.8 boards and 6.1 assists in 31.6 minutes a contest.
- Leads Big 12 in assists (6.1) and assist-to-turnover ratio (3.1; ranks fifth nationally).
- Averaging 7.7 assists and just 1.7 turnovers over the last nine games (4.6 ratio).
- Has recorded two or fewer turnovers 18 times in 26 games (nine of last 10 outings).
- Point guard who transferred from Chipola College in Florida.
- Rated as nation's third-best junior college player in 2010-11 by JucoRecruiting.com.
- Started 50 games in his two seasons at Chipola (averaged 11.1 points, 5.9 assists last year).

2 STEVEN PLEDGER (6-4, 222, JUNIOR, GUARD)

- The Dec. 19 and Jan. 30 Big 12 Player of the Week.
- Averaging 16.8 points (ranks No. 4 Big 12), 4.1 rebounds and 1.6 assists in 32.8 minutes.
- Ranks sixth in Big 12 with his .421 3-point percentage and third with his 2.6 treys/game.
- Has drained at least three 3-pointers in 15 of his 25 games.
- Had made 44 of his last 46 FT attempts (.957) before going 4-for-9 the last four games.
- Averaging 20.8 points (.578 FG%) in team's wins and 13.2 (.363) in losses.
- Has seven games of at least 20 points this year (had three all of last season).
- Has 34 more field goals this year in nine fewer games than last season.
- Ranks fifth in OU history (tied with Ryan Minor) with 170 3-point field goals.
- Needs 44 points to become 38th player in school history to reach 1,000 in a career.
- Recorded a 30-point game at Kansas State Jan. 28 (third highest career total).
- Notched first career double-double vs. Houston on Dec. 17 (31 points, 10 rebounds).
- Scored a career-high 38 points (career highs of 12 field goals, 7 treys and 7 free throw makes) in overtime win at Iowa State last season (scored 17 of team's final 21 points).

3 T.J. FRANKLIN (5-11, 175, SENIOR, GUARD)

- Averaging 2.7 minutes in his 13 games this year (has 7 points and 3 assists).
- Made his first career 3-pointer in Feb. 11 loss at Texas Tech.
- A walk-on point guard who is the only fourth-year player on team.
- Played a total of 16 minutes last year (12 games) and scored four points.
- Helped North Crowley HS (Fort Worth, Texas) to 38-1 record and 2008 Class 5A state title.
- Voted by teammates as squad's hardest worker, best leader by example, most impressive in the weight room, fastest from baseline to baseline and best video game player.
- An information studies major at OU who graduated No. 7 in his high school class.

4 ANDREW FITZGERALD (6-8, 247, JUNIOR, FORWARD)

- Averaging 12.7 points and 4.8 rebounds (ranks second on team in both categories).
- Turned in a career-high 27-point outing vs. Iowa State Feb. 4 (11-for-19 shooting).
- Has scored in double figures in 18 of last 21 games.
- Averaged just 4.0 points on 4-for-12 shooting in two games last week.
- Has started 59 consecutive games.
- OU's leading returning scorer (12.6) and rebounder (5.0) from last season. Also led team with his 21 blocked shots and 34 steals in an average of 30.8 minutes per game as a sophomore.
- An honorable mention All-Big 12 selection last season.
- Started all 32 games last year and scored at least 10 points 22 times (at least 20 four times).
- Arrived at OU in summer 2009 weighing 273 pounds but entered 2011-12 season at 247.

5 C.J. WASHINGTON (6-7, 230, SENIOR, FORWARD)

- Averaging 1.9 points and 3.2 rebounds in 10.8 minutes a game (DNP in season opener).
- Leads team in rebounds per minute (40-minute projection is 12.0 boards).
- Seven of his career-high 12 boards (in 13 min.) against South Carolina State were offensive.
- Handed out 3 assists vs. Coppin State in his first game of year (recorded 2 all of last season).
- Came off bench in each of his 31 games last year and averaged 2.5 points and 3.1 rebounds.
- A first-team junior college All-American at Connors State College (Warner, Okla.) in 2009-10 when he averaged 19.3 points, a school-record 13.0 rebounds and 1.8 block per game.
- Named the 2010 Region II Junior College Player of the Year and Region II Tournament MVP.
- Recorded 25 double-doubles in his 32 games (including a stretch of 14 straight).

13 JAMES FRASCHILLA (5-10, 142, FRESHMAN, GUARD)

- A walk-on point guard from Dallas, Texas, who has 2 points in his 9 appearances (12 minutes).
- Helped Highland Park HS to a 22-8 record last year and a District 10-4A championship.
- Averaged 5.9 points, 5.0 assists and 2.7 steals as a senior to earn all-district honors.
- Voted by teammates as the Sooner who would make the best college head coach.
- Son of ESPN analyst and former college head coach Fran Fraschilla.

14 CARL BLAIR (6-2, 205, JUNIOR, GUARD)

- Set OU personal career highs with 20 points, 10 rebounds and 5 steals off bench Jan. 9 at OSU.
- Averaging 3.9 points and 2.7 assists in 16.1 minutes a game.
- Scored 12 points in 13 min. Saturday at ISU after averaging 1.6 points previous nine games.
- Ranks ninth in the Big 12 (league games) with his 1.4 steals per contest.
- Started year 12-for-28 (.429) from 3-point range but has gone 3-for-22 (.136) since.
- Played in 30 of team's 32 games last year and made 25 starts (including last 22 contests).
- Averaged 7.5 points and team-high 4.7 assists in 27.6 minutes a game.
- Transfer from New Orleans who averaged 9.2 points, 4.4 rebounds and 3.7 assists in 2009-10.
- Recorded triple-double at New Orleans (13 points, 10 rebounds and 11 assists).

15 TYLER NEAL (6-7, 227, SOPHOMORE, FORWARD)

- Has come off the bench to average 4.2 points and 2.5 boards in 13.3 minutes an outing.
- Shooting .357 (20-for-56) from 3-point range and .808 (21-for-26) from free throw line.
- Averaging 9.0 points last two games after averaging 1.1 points in previous 12 Big 12 games.
- Coming off an 10-point game at Iowa State (his most points in Big 12 play this year).
- Recorded a career-high 18-point game vs. Arkansas Dec. 10 (career highs of 4 treys, 4 assists).
- Played in 26 of team's 32 games last year as a freshman and made six starts.
- Averaged 4.2 points and 2.3 rebounds in 12.5 minutes a game.
- Earned state-player-of-the-year honors from Gatorade, the Oklahoma Coaches Association and The Oklahoman as a high school senior at Putnam City West.

21 CAMERON CLARK (6-6, 198, SOPHOMORE, GUARD)

- Coming off a 16-point effort Saturday at Iowa State (his most points in 19 games).
- Averaging 14.5 points the last two games after averaging 5.7 the previous five.
- Has as many field goals the last two games (14) as he had the previous six outings.
- Held scoreless vs. Arkansas (Dec. 10), at Cincinnati (Dec. 29) and vs. Missouri (Feb. 6).
- Has started 55 of his 58 career games.
- Ranked fourth on team in scoring (9.3 ppg) last year and third in rebounding (4.5 rpg).
- Ranked eighth in Big 12 (second among freshmen) with his 33.6 minutes per game.
- Averaged 13.1 points in wins and 6.3 points in losses.
- Played at least 40 minutes on seven occasions.
- Ranked No. 32 as a high school senior by ESPN, No. 34 by Rivals.com and No. 39 by Scout.com.

24 ROMERO OSBY (6-8, 232, JUNIOR, FORWARD)

- Averaging 12.2 points and team-high 7.5 rebounds in 30.0 minutes a game.
- Has scored at least 15 points in seven of last 12 outings.
- Averaging 14.3 points over the last 12 games.
- Ranks third in Big 12 in rebounding and second in offensive rebounding (2.8 per game).
- Ranks third in Big 12 with six double-doubles.
- Has grabbed 10-plus rebounds in eight of 26 outings.
- Has recorded 32 of team's 58 dunks on the year (55 percent).
- His 18 rebounds vs. S.C. State Dec. 21 tied as most by a Sooner in three seasons.
- Sat out last season after transferring from Mississippi State University.
- Averaged 4.2 points and 2.6 rebounds in 12.8 minutes a game during his two seasons at MSU.
- Rated No. 57 nationally by Rivals.com and No. 70 by Scout.com out of high school.

31 BARRY HONORÉ (6-7, 270, SENIOR, FORWARD)

- Averaging 0.8 points, 0.9 rebounds and 0.4 blocks in 4.7 minutes over his 18 games.
- Recorded OU career highs of 4 points, 4 boards and 2 assists Dec. 31 vs. Northwestern State.
- A walk-on who transferred from Southern University and is one of three seniors on the team.
- Averaged 1.2 points and 1.0 rebound in 5.7 minutes a game last year (shot .632 from field).
- Named 2008 Southwestern Athletic Conference Freshman of the Year after averaging 8.8 points and 5.1 rebounds a game at Southern.
- Started 54 of his 60 games during his two-year career at Southern.

32 CASEY ARENT (6-10, 227, JUNIOR, CENTER)

- Averaging 1.2 points and 2.0 boards in 6.8 minutes per outing (has played in 21 of 25 games).
- Has 19 offensive rebounds and 23 defensive boards.
- Turned in a 4-point, 4-rebound game (8 minutes) Jan. 21 at Texas A&M.
- Rated as the nation's 22nd-best juco player last year by JucoRecruiting.com.
- Earned first-team All-Big 8 and first-team all-state honors as a sophomore last year at Sierra College in Rocklin, Calif.
- Averaged 19.1 points and 11.4 rebounds per game last season (17 double-doubles).

SEASON STATISTICS

#	Player	gp-gs	min	avg	Total		3-Point		F-Throw		Rebounds				pf	dq	a	to	blk	stl	pts	avg
					fg-fga	fg%	3fg-fga	3fg%	ft-fa	ft%	off	def	tot	avg								
02	Pledger, Steven	25-25	820	32.8	146-315	.463	64-152	.421	65-77	.844	36	66	102	4.1	59	1	39	48	4	27	421	16.8
11	Newell, Calvin	5-0	98	19.6	25-51	.490	10-26	.385	5-7	.714	3	5	8	1.6	4	0	4	4	0	3	65	13.0
04	Fitzgerald, Andrew	26-26	715	27.5	141-291	.485	0-0	.000	48-66	.727	62	63	125	4.8	80	2	13	36	13	16	330	12.7
24	Osby, Romero	26-26	780	30.0	114-242	.471	6-15	.400	82-116	.707	74	121	195	7.5	64	2	25	44	26	17	316	12.2
21	Clark, Cameron	26-23	684	26.3	85-210	.405	5-17	.294	37-57	.649	24	83	107	4.1	50	0	31	42	10	20	212	8.2
01	Grooms, Sam	26-26	821	31.6	60-173	.347	7-33	.212	44-69	.638	15	59	74	2.8	47	0	159	51	2	25	171	6.6
15	Neal, Tyler	26-0	345	13.3	34-83	.410	20-56	.357	21-26	.808	16	50	66	2.5	38	1	16	28	4	12	109	4.2
14	Blair, Carl	26-4	418	16.1	26-84	.310	15-50	.300	35-44	.795	12	49	61	2.3	42	0	69	50	2	31	102	3.9
05	Washington, C.J.	25-0	269	10.8	22-46	.478	0-0	.000	4-8	.500	30	51	81	3.2	33	0	7	5	9	9	48	1.9
32	Arent, Casey	21-0	143	6.8	11-29	.379	0-0	.000	4-4	1.000	19	23	42	2.0	28	0	1	15	2	6	26	1.2
31	Honore, Barry	18-0	85	4.7	5-12	.417	0-0	.000	4-7	.571	13	4	17	0.9	7	0	2	5	8	0	14	0.8
03	Franklin, T.J.	13-0	35	2.7	3-10	.300	1-3	.333	0-0	.000	1	4	5	0.4	4	0	3	4	0	2	7	0.5
13	Fraschilla, James	9-0	12	1.3	1-2	.500	0-0	.000	0-0	.000	1	0	1	0.1	3	0	0	0	0	0	2	0.2
Team											48	34	82		1		1					
Total.....		26	5225		673-1548	.435	128-352	.364	349-481	.726	354	612	966	37.2	460	6	369	333	80	168	1823	70.1
Opponents.....		26	5225		631-1452	.435	190-560	.339	341-476	.716	284	587	871	33.5	460	11	378	363	75	159	1793	69.0

TEAM STATISTICS	OU	OPP
SCORING	1823	1793
Points per game	70.1	69.0
Scoring margin	+1.2	-
FIELD GOALS-ATT	673-1548	631-1452
Field goal pct	.435	.435
3 POINT FG-ATT	128-352	190-560
3-point FG pct	.364	.339
3-pt FG made per game	4.9	7.3
FREE THROWS-ATT	349-481	341-476
Free throw pct	.726	.716
F-Throws made per game	13.4	13.1
REBOUNDS	966	871
Rebounds per game	37.2	33.5
Rebounding margin	+3.7	-
ASSISTS	369	378
Assists per game	14.2	14.5
TURNOVERS	333	363
Turnovers per game	12.8	14.0
Turnover margin	+1.2	-
Assist/turnover ratio	1.1	1.0
STEALS	168	159
Steals per game	6.5	6.1
BLOCKS	80	75
Blocks per game	3.1	2.9
ATTENDANCE	117650	101210
Home games-Avg/Game	14-8404	7-12228
Neutral site-Avg/Game	-	5-3123

Date	Opponent		Score	Att.
11/11/11	IDAHO STATE	w	78-74	7622
11/18/11	COPPIN STATE	w	92-65	7460
# 11/24/11	vs Washington State	w	74-59	1457
# 11/25/11	vs Santa Clara	w	85-73	1777
# 11/27/11	vs Saint Louis	L	63-83	2637
12/02/11	SACRAMENTO STATE	w	82-53	7460
12/08/11	ORAL ROBERTS	w	73-59	7699
12/10/11	ARKANSAS	w	78-63	9077
\$ 12/17/11	vs Houston	w	79-74	5303
12/21/11	SOUTH CAROLINA STATE	w	83-48	8136
% 12/29/11	vs Cincinnati	L	55-56	4439
12/31/11	NORTHWESTERN STATE	w	83-63	8532
* 01/03/12	at Missouri	L	49-87	15061
* 01/07/12	KANSAS	L	61-72	11268
* 01/09/12	at Oklahoma State	L	65-72	9478
* 01/14/12	KANSAS STATE	w	82-73	8812
* 01/17/12	TEXAS TECH	w	64-55	7786
* 01/21/12	at Texas A&M	Lot	75-81	8468
* 01/24/12	BAYLOR	L	65-77	8004
* 01/28/12	at Kansas State	w	63-60	12528
* 02/01/12	at Kansas	L	62-84	16300
* 02/04/12	IOWA STATE	L	70-77	9272
* 02/06/12	MISSOURI	L	68-71	7994
* 02/11/12	at Texas Tech	L	47-65	9386
* 02/14/12	TEXAS	L	58-69	8528
* 02/18/12	at Iowa State	L	69-80	14376

76 Classic (Anaheim, Calif.)

\$ All-College Classic (Oklahoma City, Okla.)

% at U.S. Bank Arena (Cincinnati, Ohio)

* = Conference game

Score by Periods	1st	2nd	OT	Totals
Oklahoma	871	942	10	1823
Opponents	795	982	16	1793

BIG 12 GAMES ONLY

#	Player	gp-gs	min	avg	Total		3-Point		F-Throw		Rebounds				pf	dq	a	to	blk	stl	pts	avg
					fg-fga	fg%	3fg-fga	3fg%	ft-fga	ft%	off	def	tot	avg								
02	Pledger, Steven	14-14	483	34.5	75-186	.403	33-88	.375	31-37	.838	17	41	58	4.1	37	1	17	28	2	14	214	15.3
24	Osby, Romero	14-14	454	32.4	64-136	.471	4-9	.444	54-77	.701	36	54	90	6.4	44	1	14	31	14	10	186	13.3
04	Fitzgerald, Andrew	14-14	417	29.8	80-166	.482	0-0	.000	23-30	.767	32	29	61	4.4	47	2	9	25	4	8	183	13.1
21	Clark, Cameron	14-11	387	27.6	44-104	.423	0-4	.000	22-32	.688	13	50	63	4.5	26	0	12	22	2	13	110	7.9
01	Grooms, Sam	14-14	475	33.9	34-100	.340	1-11	.091	15-27	.556	8	24	32	2.3	27	0	94	25	2	13	84	6.0
14	Blair, Carl	14-3	237	16.9	17-57	.298	7-32	.219	23-26	.885	7	33	40	2.9	22	0	35	22	1	19	64	4.6
15	Neal, Tyler	14-0	134	9.6	11-30	.367	5-19	.263	4-6	.667	7	18	25	1.8	13	0	6	14	3	4	31	2.2
05	Washington, C.J.	14-0	156	11.1	8-19	.421	0-0	.000	1-4	.250	14	23	37	2.6	25	0	2	2	3	6	17	1.2
03	Franklin, T.J.	5-0	10	2.0	2-3	.667	1-1	1.000	0-0	.000	0	2	2	0.4	1	0	1	0	0	0	5	1.0
32	Arent, Casey	11-0	45	4.1	2-5	.400	0-0	.000	0-0	.000	4	7	11	1.0	10	0	0	3	0	2	4	0.4
31	Honore, Barry	6-0	21	3.5	0-2	.000	0-0	.000	0-1	.000	3	0	3	0.5	2	0	0	1	1	0	0	0.0
13	Fraschilla, James	4-0	6	1.5	0-0	.000	0-0	.000	0-0	.000	0	0	0	0.0	1	0	0	0	0	0	0	0.0
Team											20	18	38		1							
Total.....		14	2825		337-808	.417	51-164	.311	173-240	.721	161	299	460	32.9	256	4	190	173	32	89	898	64.1
Opponents.....		14	2825		358-760	.471	106-288	.368	201-272	.739	145	345	490	35.0	232	3	214	185	45	88	1023	73.1

TEAM STATISTICS	OU	OPP	Date	Opponent	Score	Att.
SCORING	898	1023	* 01/03/12	at Missouri	L 49-87	15061
Points per game	64.1	73.1	* 01/07/12	KANSAS	L 61-72	11268
Scoring margin	-8.9	-	* 01/09/12	at Oklahoma State	L 65-72	9478
FIELD GOALS-ATT	337-808	358-760	* 01/14/12	KANSAS STATE	W 82-73	8812
Field goal pct	.417	.471	* 01/17/12	TEXAS TECH	W 64-55	7786
3 POINT FG-ATT	51-164	106-288	* 01/21/12	at Texas A&M	Lot 75-81	8468
3-point FG pct	.311	.368	* 01/24/12	BAYLOR	L 65-77	8004
3-pt FG made per game	3.6	7.6	* 01/28/12	at Kansas State	W 63-60	12528
FREE THROWS-ATT	173-240	201-272	* 02/01/12	at Kansas	L 62-84	16300
Free throw pct	.721	.739	* 02/04/12	IOWA STATE	L 70-77	9272
F-Throws made per game	12.4	14.4	* 02/06/12	MISSOURI	L 68-71	7994
REBOUNDS	460	490	* 02/11/12	at Texas Tech	L 47-65	9386
Rebounds per game	32.9	35.0	* 02/14/12	TEXAS	L 58-69	8528
Rebounding margin	-2.1	-	* 02/18/12	at Iowa State	L 69-80	14376
ASSISTS	190	214				
Assists per game	13.6	15.3				
TURNOVERS	173	185				
Turnovers per game	12.4	13.2				
Turnover margin	+0.9	-				
Assist/turnover ratio	1.1	1.2				
STEALS	89	88				
Steals per game	6.4	6.3				
BLOCKS	32	45				
Blocks per game	2.3	3.2				
ATTENDANCE	61664	85597				
Home games-Avg/Game	7-8809	7-12228				
Neutral site-Avg/Game	-	0-0				

Score by Periods	1st	2nd	OT	Totals
Oklahoma	429	459	10	898
Opponents	457	550	16	1023

SEASON RESULTS

Date	Opponent	Score	W/L	Attend.	Points Leader	Rebounds Leader	Assists Leader
11/11	Idaho State	78-74	W	7,622	Newell 19	Osby 10	Grooms 8
11/18	Coppin State	92-65	W	7,460	Pledger 20	Osby 10	Blair, Clark 4
11/24	vs. Washington State #	74-59	W	1,457	Newell 18	Fitzgerald 7	Grooms 10
11/25	vs. Santa Clara #	85-73	W	1,777	Pledger 26	Fitzgerald 13	Grooms 6
11/27	vs. Saint Louis #	63-83	L	2,637	Clark, Osby 14	Clark, Osby 6	Pledger 2
12/2	Sacramento State	82-53	W	7,460	Clark 18	Blair 5	Pledger 5
12/8	Oral Roberts	73-59	W	7,699	Pledger 17	Clark 8	Grooms 5
12/10	Arkansas	78-36	W	9,077	Pledger 22	Fitzgerald 8	Neal 4
12/17	vs. Houston \$	79-74	W	5,303	Pledger 31	Osby, Pledger 10	Grooms 8
12/21	South Carolina State	83-48	W	8,136	Pledger 22	Osby 18	Grooms 6
12/29	at Cincinnati %	55-56	L	4,439	Fitzgerald 18	Osby 12	Grooms 9
12/31	Northwestern State	83-63	W	8,532	Osby, Pledger 18	Clark 9	Blair 6
1/3	at Missouri (7)	49-87	L	15,061	Fitzgerald 18	Fitzgerald 6	Grooms 7
1/7	Kansas (14)	61-72	L	11,268	Pledger 14	Osby 9	Grooms 5
1/9	at Oklahoma State	65-72	L	9,478	Blair 20	Blair, Osby 10	Clark 3
1/14	Kansas State (18)	82-73	W	8,812	Fitzgerald 21	Osby, Pledger 6	Grooms 9
1/17	Texas Tech	64-55	W	7,786	Pledger 17	Osby 8	Blair, Grooms 4
1/21	at Texas A&M	75-81	L (OT)	8,468	Osby 18	Fitzgerald 7	Grooms 7
1/24	Baylor (6)	65-77	L	8,004	Pledger 17	Osby 11	Grooms 7
1/28	at Kansas State (22)	63-60	W	12,528	Pledger 30	Clark 6	Grooms 7
2/1	at Kansas (8)	62-84	L	16,300	Osby 19	Osby 7	Grooms 6
2/4	Iowa State	70-77	L	9,272	Fitzgerald 27	Clark 11	Grooms 9
2/6	Missouri (4)	68-71	L	7,994	Pledger 22	Washington 7	Grooms 10
2/11	at Texas Tech	47-65	L	9,386	Fitzgerald 14	Osby 8	Grooms 8
2/14	Texas	58-69	L	8,528	Pledger 18	Clark 7	Grooms 10
2/18	at Iowa State	69-80	L	14,376	Clark 16	Fitzgerald 8	Grooms 5
2/22	Oklahoma State						
2/25	at Baylor						
2/29	at Texas						
3/3	Texas A&M						

Associated Press rankings in parentheses

76 Classic (Anaheim, Calif.)

\$ All-College Classic (Oklahoma City, Okla.)

% at U.S. Bank Arena

Record Summary	Overall	Home	Away	Neutral
All Games	13-13	9-5	1-7	3-1
Big 12 Games	3-11	2-5	1-6	0-0
Non-Conference Games	10-2	7-0	0-1	3-1

POINTS-REBOUNDS-ASSISTS

Date	Opponent	1 GROOMS	2 PLEDGER	3 FRANKLIN	4 FTZGERLD	5 WASHGTON	11 NEWELL	13 FRASCH.	14 BLAIR	15 NEAL	21 CLARK	24 OSBY	31 HONORÉ	32 ARENT
11/11	Idaho State	11-6-8	DNP	0-0-0	7-1-0	DNP	19-2-0	DNP	12-6-5	4-7-1	2-3-0	17-10-4	2-0-0	4-1-0
11/18	Coppin State	4-4-1	20-2-3	0-0-0	10-8-0	6-8-3	14-2-1	0-0-0	6-0-4	9-3-1	4-4-4	11-10-0	2-3-0	6-9-1
11/24	vs. Washington State #	9-1-10	14-2-0	0-0-1	9-7-0	0-2-0	18-1-3	DNP	0-0-0	2-3-0	11-2-1	9-6-0	0-0-0	2-3-0
11/25	vs. Santa Clara #	12-5-6	26-7-0	DNP	12-13-0	0-4-0	8-2-0	DNP	2-0-2	3-2-0	11-2-1	9-10-1	0-0-0	2-2-0
11/27	vs. Saint Louis #	0-2-1	11-3-2	DNP	4-2-0	2-2-0	6-1-0	DNP	3-1-1	7-1-0	14-6-1	14-6-0	0-0-0	2-1-0
12/2	Sacramento State	9-4-4	15-1-5	2-0-1	13-4-1	2-1-1	**	DNP	5-5-3	8-3-1	18-3-3	8-4-3	2-1-0	0-3-0
12/8	Oral Roberts	2-4-5	17-3-3	0-0-0	16-3-0	8-6-1	**	0-0-0	2-0-3	5-3-1	16-8-2	7-7-0	0-0-0	0-2-0
12/10	Arkansas	6-3-3	22-3-2	0-1-0	17-8-0	0-2-0	**	0-0-0	3-2-2	18-5-4	0-1-3	10-7-2	2-3-0	0-0-0
12/17	vs. Houston \$	10-2-8	31-10-0	DNP	10-6-2	0-0-0	**	DNP	0-2-2	9-6-1	14-2-0	5-10-0	0-0-0	DNP
12/21	South Carolina State	7-3-6	22-5-1	0-1-1	17-2-0	5-12-0	**	2-1-0	3-2-5	3-2-1	8-2-1	10-18-1	2-2-0	4-9-0
12/29	at Cincinnati %	6-5-9	11-6-1	DNP	18-9-1	0-2-0	**	DNP	0-1-1	8-5-0	0-2-3	12-12-0	0-1-0	DNP
12/31	Northwestern State	11-3-4	18-2-5	0-0-0	14-1-0	8-5-0	**	0-0-0	2-2-6	2-1-0	4-9-0	18-5-0	4-4-2	2-1-0
1/3	at Missouri (7)	4-1-7	11-4-0	0-1-0	18-6-0	0-2-0	**	0-0-0	2-0-0	0-0-1	8-1-3	6-3-1	0-0-0	0-2-0
1/7	Kansas (14)	4-2-5	14-4-0	0-0-0	11-7-1	2-2-0	**	0-0-0	11-0-3	1-0-0	9-5-1	9-9-0	0-2-0	0-0-0
1/9	at Oklahoma State	2-2-0	9-3-1	DNP	12-9-0	0-0-0	**	DNP	20-10-2	0-7-0	4-7-3	18-10-1	0-0-0	0-1-0
1/14	Kansas State (18)	4-3-9	18-6-2	DNP	21-3-0	2-0-0	**	DNP	5-3-5	4-0-1	10-3-0	18-6-0	DNP	0-0-0
1/17	Texas Tech	7-4-4	17-3-0	DNP	13-4-1	0-4-0	**	DNP	0-2-4	2-0-0	10-3-0	15-8-0	0-0-0	0-1-0
1/21	at Texas A&M	9-3-7	16-4-3	DNP	17-7-0	4-4-0	**	DNP	0-3-3	0-1-0	7-3-2	18-5-2	DNP	4-4-0
1/24	Baylor (6)	7-0-7	17-6-4	DNP	13-3-0	2-2-1	**	DNP	2-1-1	0-0-1	8-1-0	16-11-0	DNP	0-0-0
1/28	at Kansas State (22)	4-4-7	30-5-1	DNP	3-1-2	4-3-0	**	DNP	2-2-5	0-1-0	11-6-1	9-3-0	DNP	DNP
2/1	at Kansas (8)	1-2-6	17-2-1	2-0-1	14-3-0	1-6-0	**	0-0-0	0-3-3	4-1-1	4-5-0	19-7-2	0-1-0	0-1-0
2/4	Iowa State	4-4-9	14-2-0	DNP	27-3-2	0-3-0	**	DNP	2-4-3	2-5-1	4-11-0	17-4-1	DNP	DNP
2/6	Missouri (4)	17-2-10	22-5-1	DNP	12-4-1	2-7-1	**	DNP	6-5-3	0-1-0	0-1-0	9-6-2	DNP	0-0-0
2/11	at Texas Tech	9-1-8	4-6-0	3-1-0	14-3-0	0-3-0	**	0-0-0	2-3-0	0-2-0	6-6-2	9-8-1	0-0-0	0-1-0
2/14	Texas	0-3-10	18-5-2	DNP	6-0-0	0-0-0	**	DNP	0-2-1	8-4-1	13-7-0	13-5-1	DNP	0-1-0
2/18	at Iowa State	12-1-5	7-3-2	0-0-0	2-8-2	0-1-0	**	DNP	12-2-2	10-3-0	16-4-0	10-5-3	DNP	DNP
2/22	Oklahoma State													
2/25	at Baylor													
2/29	at Texas													
3/3	Texas A&M													

Associated Press rankings in parentheses

76 Classic (Anaheim, Calif.)

\$ All-College Classic (Oklahoma City, Okla.)

% at U.S. Bank Arena

** Left team

MISCELLANEOUS STATS

Dunks

Romero Osby.....	32
Cameron Clark.....	16
Andrew Fitzgerald.....	3
Tyler Neal.....	2
Steven Pledger.....	2
Casey Arent.....	1
Calvin Newell.....	1
C.J. Washington.....	1

Charges Taken

Romero Osby.....	11
Andrew Fitzgerald.....	10
Tyler Neal.....	3
Steven Pledger.....	3
Casey Arent.....	2
Sam Grooms.....	2
Carl Blair.....	1
Cameron Clark.....	1
T.J. Franklin.....	1
C.J. Washington.....	1

GAME-BY-GAME TEAM STATS

	FG-A	Pct.	3FG-A	Pct.	FT-A	Pct.	O/D/T	PF	A	TO	B	S	1	2	TP
Idaho State at Oklahoma	28-60 23-63	.467 .365	7-24 8-23	.292 .348	11-17 24-33	.647 .727	12/25/37 18/23/41	30 20	22 18	20 15	0 6	7 8	34 31	40 47	74 78
Coppin State at Oklahoma	20-55 36-79	.364 .456	9-33 10-24	.273 .417	16-27 10-13	.593 .769	10/17/27 28/33/61	14 21	13 18	15 15	2 5	8 5	23 42	42 50	65 92
Oklahoma # vs. Washington State #	27-60 22-52	.450 .423	9-20 7-17	.450 .412	11-18 8-11	.611 .727	13/19/32 13/22/35	14 18	14 12	11 22	3 3	7 5	38 40	36 19	74 59
Santa Clara # vs. Oklahoma #	24-68 28-60	.353 .467	14-33 5-16	.424 .313	11-13 24-32	.846 .750	12/21/33 15/34/49	24 18	17 10	9 11	2 4	4 1	19 42	54 43	73 85
Saint Louis # vs. Oklahoma #	29-48 25-60	.604 .417	9-17 3-10	.529 .300	16-20 10-15	.800 .667	5/24/29 15/16/31	17 22	19 5	11 12	1 1	1 5	39 30	44 33	83 63
Sacramento State at Oklahoma	19-43 31-54	.442 .574	6-11 11-20	.545 .550	9-14 9-12	.643 .750	7/16/23 9/20/29	14 11	13 22	22 12	1 6	7 16	25 45	28 37	53 82
Oral Roberts at Oklahoma	22-60 27-54	.367 .500	1-15 3-7	.067 .429	14-19 16-20	.737 .800	16/15/31 14/24/38	18 19	11 15	12 15	3 3	9 7	24 34	35 39	59 73
Arkansas at Oklahoma	20-58 26-50	.345 .520	7-27 8-16	.259 .500	16-20 18-23	.800 .783	12/14/26 11/27/38	20 16	11 16	13 17	5 4	7 6	15 37	38 41	63 78
Houston \$ vs. Oklahoma \$	30-68 27-64	.441 .422	9-25 6-10	.360 .600	5-7 19-24	.714 .792	18/19/37 19/21/40	21 12	14 13	13 9	2 2	2 7	37 40	37 39	74 79
South Carolina State at Oklahoma	20-59 32-81	.339 .395	2-16 6-21	.125 .286	6-17 13-20	.353 .650	8/28/36 26/37/63	18 16	10 16	15 8	5 5	6 8	39 24	44 24	83 48
Oklahoma % at Cincinnati %	23-60 17-61	.383 .279	5-16 7-30	.313 .233	4-9 15-20	.444 .750	14/32/46 13/24/37	17 15	15 11	17 8	2 3	4 8	24 19	31 37	55 56
Northwestern State at Oklahoma	22-60 31-55	.367 .564	6-24 3-5	.250 .600	13-19 18-22	.684 .818	13/17/30 11/27/38	19 18	11 17	18 18	3 7	7 5	29 40	34 43	63 83
Oklahoma at Missouri (7)	18-54 32-54	.333 .593	3-11 12-21	.273 .571	10-10 11-14	1.000 .786	7/16/23 9/29/38	15 13	12 17	8 9	2 5	3 4	25 43	24 44	49 87
Kansas (14) at Oklahoma	29-58 19-50	.500 .380	4-19 3-9	.211 .333	10-14 20-28	.714 .714	13/21/34 15/19/34	23 13	17 10	13 17	4 3	14 7	33 34	39 27	72 61
Oklahoma at Oklahoma State	24-74 22-57	.324 .386	4-17 5-20	.235 .250	13-20 23-30	.650 .767	22/28/50 12/32/44	23 18	7 13	10 13	1 2	9 2	22 35	43 37	65 72
Kansas State (18) at Oklahoma	25-64 28-51	.391 .549	10-30 4-9	.333 .444	13-18 22-26	.722 .846	24/20/44 6/18/24	20 16	16 17	19 13	3 2	6 12	29 38	44 44	73 82
Texas Tech at Oklahoma	15-46 21-54	.326 .389	7-14 1-11	.500 .091	18-25 21-26	.720 .808	9/28/37 8/26/34	25 21	11 9	21 12	4 8	4 9	22 29	33 35	55 64
Oklahoma at Texas A&M	32-65 31-59	.492 .525	4-14 7-19	.286 .368	7-11 12-22	.636 .545	14/21/35 14/22/36	23 14	17 15	9 10	3 1	5 3	34 34	31 31	75* 81*
Baylor (6) at Oklahoma	27-50 27-58	.540 .466	9-18 3-12	.500 .250	14-17 8-11	.824 .727	10/21/31 12/15/27	11 14	14 14	12 8	4 2	4 5	35 30	42 35	77 65
Oklahoma at Kansas State (22)	22-55 21-51	.400 .412	4-9 3-17	.444 .176	15-20 15-18	.750 .833	10/19/29 11/22/33	21 20	16 11	14 20	3 3	12 4	34 28	29 32	63 60
Oklahoma at Kansas (8)	24-58 31-56	.414 .554	3-4 6-20	.750 .300	11-15 16-20	.733 .800	10/21/31 6/25/31	16 15	14 20	15 12	1 4	4 10	31 34	31 50	62 84
Iowa State at Oklahoma	25-53 27-63	.472 .429	15-30 5-14	.500 .357	12-15 11-13	.800 .846	4/25/29 12/26/38	14 15	19 16	9 10	3 2	6 4	38 36	39 34	77 70
Missouri (4) at Oklahoma	27-48 26-51	.563 .510	7-21 7-12	.333 .583	10-18 9-23	.556 .391	3/19/22 13/23/36	18 17	19 18	12 16	2 1	10 6	36 33	35 35	71 68
Oklahoma at Texas Tech	18-55 25-58	.327 .431	2-14 5-18	.143 .278	9-13 10-12	.692 .833	12/26/38 7/27/34	20 16	11 12	16 7	0 5	2 6	22 25	25 40	47 65
Texas at Oklahoma	20-52 24-58	.385 .414	5-19 5-15	.263 .333	24-29 5-8	.828 .625	14/23/37 13/20/33	10 22	10 15	11 13	3 1	8 5	28 33	41 25	69 58
Oklahoma at Iowa State	27-62 28-54	.435 .519	3-13 11-22	.231 .500	12-16 13-20	.750 .650	7/21/28 9/31/40	20 15	14 20	12 17	3 2	6 7	28 37	41 43	69 80
Oklahoma State at Oklahoma															
Oklahoma at Baylor															
Oklahoma at Texas															
Texas A&M at Oklahoma															

Associated Press rankings in parentheses

76 Classic (Anaheim, Calif.)

\$ All-College Classic (Oklahoma City, Okla.)

% at U.S. Bank Arena

* overtime game

INDIVIDUAL HIGHS

OKLAHOMA HIGHS

Points	31, Steven Pledger vs. Houston (12/17)
Field Goals	11, Andrew Fitzgerald vs. Iowa State (2/4) 11, Steven Pledger vs. Kansas State (1/28)
Field Goal Attempts	19, Steven Pledger vs. Texas (2/14) 19, Andrew Fitzgerald vs. Oral Roberts (12/8)
Field Goal Pct. (min. 6 made)	.900 (9-for-10), Andrew Fitzgerald vs. Kansas State (1/14)
3-Point Field Goals	5, Steven Pledger vs. Missouri (2/6)
3-Point Field Goal Attempts	11, Calvin Newell vs. Idaho State (11/11)
3-Point Field Goal Pct. (min. 4 made)	.800 (4-for-5), Steven Pledger vs. Houston (12/17)
Free Throws	8, Sam Grooms vs. Santa Clara (11/25)
Free Throw Attempts	12, Sam Grooms vs. Santa Clara (11/25)
Free Throw Pct.	1.000 (7-for-7), Steven Pledger vs. Houston (12/17)
Rebounds	18, Romero Osby vs. South Carolina State (12/21)
Assists	10, Sam Grooms vs. Texas (2/14) 10, Sam Grooms vs. Missouri (2/6) 10, Sam Grooms vs. Washington State (11/24)
Turnovers	6, Steven Pledger vs. Cincinnati (12/29)
Blocked Shots	5, Romero Osby vs. Texas Tech (1/17)
Steals	5, Carl Blair vs. Oklahoma State (1/9)

OPPONENT HIGHS

Points	28, Travis Releford, Kansas (1/7)
Field Goals	9, Scott Christopherson, Iowa State (2/18) 9, Perry Jones III, Baylor (1/24) 9, Travis Releford, Kansas (1/7) 9, BJ Young, Arkansas (12/10) 9, Brian Conklin, Saint Louis (11/27)
Field Goal Attempts	19, Robert Lewandowski, Texas Tech (2/11) 19, Kevin Foster, Santa Clara (11/25)
Field Goal Pct. (min. 6 made)	1.000 (6-for-6), Ricardo Ratliffe, Missouri (2/6)
3-Point Field Goals	7, Evan Rocquemoire, Santa Clara (11/25)
3-Point Field Goal Attempts	12, Will Spradling, Kansas State (1/14)
3-Point Field Goal Pct. (min. 4 made)	.800 (4-for-5), Cody Ellis, Saint Louis (11/27)
Free Throws	9, Brian Williams, Oklahoma State (1/9)
Free Throw Attempts	11, Brian Williams, Oklahoma State (1/9)
Free Throw Pct.	1.000 (7-for-7), Jeff Withey, Kansas (2/1) 1.000 (7-for-7), Brian Conklin, Saint Louis (11/27)
Rebounds	17, Thomas Robinson, Kansas (2/1)
Assists	10, Evan Rocquemoire, Santa Clara (11/25)
Turnovers	7, Dylan Garrity, Sacramento State (12/2)
Blocked Shots	4, Omar Sanders, South Carolina State (12/21) 4, Hunter Mickelson, Arkansas (12/10)
Steals	4, Chris Allen, Iowa State (2/18)

OKLAHOMA'S TOP INDIVIDUAL PERFORMANCES

POINTS

31.....	Steven Pledger vs. Houston (12/17)
30.....	Steven Pledger vs. Kansas State (1/28)
27.....	Andrew Fitzgerald vs. Iowa State (2/4)
26.....	Steven Pledger vs. Santa Clara (11/25)
22.....	Steven Pledger vs. Missouri (2/6)
22.....	Steven Pledger vs. South Carolina State (12/21)
22.....	Steven Pledger vs. Arkansas (12/10)
20.....	Carl Blair vs. Oklahoma State (1/9)
21.....	Andrew Fitzgerald vs. Kansas State (1/14)
20.....	Steven Pledger vs. Coppin State (11/18)

REBOUNDS

18.....	Romero Osby vs. South Carolina State (12/21)
13.....	Andrew Fitzgerald vs. Santa Clara (11/25)
12.....	Romero Osby vs. Cincinnati (12/29)
12.....	C.J. Washington vs. South Carolina State (12/21)
11.....	Cameron Clark vs. Iowa State (2/4)
11.....	Romero Osby vs. Baylor (1/24)
10.....	Carl Blair vs. Oklahoma State (1/9)
10.....	Romero Osby vs. Oklahoma State (1/9)
10.....	Romero Osby vs. Houston (12/17)
10.....	Steven Pledger vs. Houston (12/17)
10.....	Romero Osby vs. Santa Clara (11/25)
10.....	Romero Osby vs. Coppin State (11/18)
10.....	Romero Osby vs. Idaho State (11/11)

ASSISTS

10.....	Sam Grooms vs. Texas (2/14)
10.....	Sam Grooms vs. Missouri (2/6)
10.....	Sam Grooms vs. Washington State (11/24)
9.....	Sam Grooms vs. Iowa State (2/4)
9.....	Sam Grooms vs. Kansas State (1/14)
9.....	Sam Grooms vs. Cincinnati (12/29)

BLOCKED SHOTS

5.....	Romero Osby vs. Texas Tech (1/17)
3.....	C.J. Washington vs. Northwestern State (12/31)
3.....	Cameron Clark vs. Sacramento State (12/2)

STEALS

5.....	Carl Blair vs. Oklahoma State (1/9)
4.....	Carl Blair vs. Kansas State (1/28)

3-POINT FIELD GOALS

5.....	Steven Pledger vs. Missouri (2/6)
4.....	Steven Pledger vs. Iowa State (2/4)
4.....	Steven Pledger vs. Kansas State (1/28)
4.....	Steven Pledger vs. Texas A&M (1/21)
4.....	Steven Pledger vs. South Carolina State (12/21)
4.....	Steven Pledger vs. Houston (12/17)
4.....	Tyler Neal vs. Arkansas (12/10)
4.....	Steven Pledger vs. Santa Clara (11/25)
4.....	Calvin Newell vs. Washington State (11/24)
4.....	Calvin Newell vs. Idaho State (11/11)

SATURDAY vs. IOWA STATE

Official Basketball Box Score -- Game Totals -- Final Statistics

Oklahoma vs Iowa State

02/18/12 12:45 p.m. at Ames, Iowa (Hilton Coliseum)

Oklahoma 69 • 13-13, 3-11

##	Player	Total			3-Ptr			Rebounds			PF	TP	A	TO	Blk	Stl	Min
		FG-FGA	FG-FGA	FT-FTA	FG-FGA	FG-FGA	FT-FTA	Off	Def	Tot							
01	Grooms, Sam	* 5-11	0-1	2-4				0	1	1	3	12	5	2	0	1	30
02	Pledger, Steven	* 2-11	0-4	3-4				1	2	3	1	7	2	2	0	2	33
04	Fitzgerald, Andrew	* 1-5	0-0	0-0				4	4	8	4	2	2	4	1	0	28
21	Clark, Cameron	* 8-14	0-0	0-0				1	3	4	2	16	0	2	0	3	36
24	Osby, Romero	* 3-9	0-1	4-5				0	5	5	3	10	3	1	0	0	27
03	Franklin, T.J.	0-0	0-0	0-0				0	0	0	1	0	0	0	0	0	2
05	Washington, C.J.	0-0	0-0	0-0				0	1	1	1	0	0	0	0	0	11
14	Blair, Carl	4-5	1-2	3-3				0	2	2	1	12	2	1	0	0	13
15	Neal, Tyler	4-7	2-5	0-0				0	3	3	3	10	0	0	2	0	20
Team								1	0	1	1						
Totals		27-62	3-13	12-16				7	21	28	20	69	14	12	3	6	200

FG % 1st Half: 13-34 38.2% 2nd half: 14-28 50.0% Game: 27-62 43.5%
 3FG % 1st Half: 1-7 14.3% 2nd half: 2-6 33.3% Game: 3-13 23.1%
 FT % 1st Half: 1-3 33.3% 2nd half: 11-13 84.6% Game: 12-16 75.0%

Deadball
Rebounds
1,1

Iowa State 80 • 19-8, 9-5

##	Player	Total			3-Ptr			Rebounds			PF	TP	A	TO	Blk	Stl	Min
		FG-FGA	FG-FGA	FT-FTA	FG-FGA	FG-FGA	FT-FTA	Off	Def	Tot							
02	Babb, Chris	* 2-3	1-2	0-0				1	5	6	1	5	1	1	0	0	34
03	Ejim, Melvin	* 4-6	0-1	2-4				4	10	14	2	10	4	5	1	1	29
04	Allen, Chris	* 6-12	4-7	0-0				0	0	0	2	16	3	1	0	4	28
11	Christopherson, Scott	* 9-15	5-8	2-2				0	4	4	2	25	1	3	0	1	38
30	White, Royce	* 1-4	0-0	2-4				0	5	5	4	4	8	5	0	0	23
00	Railey, Jordan	0-2	0-0	0-0				0	0	0	0	0	0	0	0	0	3
24	Gibson, Percy	4-7	0-0	3-4				2	5	7	2	11	1	2	1	0	23
25	McGee, Tyrus	2-5	1-4	4-6				1	1	2	1	9	2	0	0	1	22
Team								1	1	2	1						
Totals		28-54	11-22	13-20				9	31	40	15	80	20	17	2	7	200

FG % 1st Half: 13-27 48.1% 2nd half: 15-27 55.6% Game: 28-54 51.9%
 3FG % 1st Half: 5-10 50.0% 2nd half: 6-12 50.0% Game: 11-22 50.0%
 FT % 1st Half: 6-8 75.0% 2nd half: 7-12 58.3% Game: 13-20 65.0%

Deadball
Rebounds
2

Officials: Rick Randall, Rodrick Dixon, Jeb Hartness

Technical fouls: Oklahoma-None. Iowa State-None.

Attendance: 14376

Fouled Out: ISU #3 Ejim @ 4:31 (ejected)

Score by periods	1st	2nd	Total
Oklahoma	28	41	69
Iowa State	37	43	80

Points	In	Off	2nd	Fast	
OU	Paint	T/O	Chance	Break	Bench
OU	26	17	8	2	22
ISU	20	11	9	5	20

Last FG - OU 2nd-00:01, ISU 2nd-00:12.

Largest lead - OU by 4 1st-19:01, ISU by 21 2nd-06:00.

Score tied - 0 times.

Lead changed - 3 times.

JAN. 9 vs. OKLAHOMA STATE

Official Basketball Box Score -- Game Totals -- Final Statistics

Oklahoma vs Oklahoma State

01/09/12 6 p.m. CT at Stillwater, Okla. (Gallagher-Iba Arena)

Oklahoma 65 • 10-5, 0-3 Big 12

#	Player		Total		3-Ptr	Rebounds									Min
			FG-FGA	FG-FGA	FT-FTA	Off	Def	Tot	PF	TP	A	TO	Blk	Stl	
04	Fitzgerald, Andrew	f	4-10	0-0	4-6	5	4	9	4	12	0	0	0	0	25
24	Osby, Romero	f	8-17	1-1	1-5	6	4	10	3	18	1	2	1	1	38
01	Grooms, Sam	g	1-7	0-2	0-0	1	1	2	1	2	0	3	0	0	24
02	Pledger, Steven	g	3-13	1-5	2-2	0	3	3	5	9	1	0	0	0	37
21	Clark, Cameron	g	2-7	0-0	0-0	1	6	7	4	4	3	0	0	1	14
05	Washington, C.J.		0-1	0-0	0-0	0	0	0	0	0	0	0	0	0	2
14	Blair, Carl		6-16	2-7	6-7	3	7	10	3	20	2	4	0	5	30
15	Neal, Tyler		0-3	0-2	0-0	5	2	7	3	0	0	1	0	2	21
31	Honore, Barry		0-0	0-0	0-0	0	0	0	0	0	0	0	0	0	4
32	Arent, Casey		0-0	0-0	0-0	0	1	1	0	0	0	0	0	0	5
Team						1	0	1							
Totals			24-74	4-17	13-20	22	28	50	23	65	7	10	1	9	200
FG % 1st Half: 9-36 25.0% 2nd half: 15-38 39.5% Game: 24-74 32.4%															Deadball Rebounds 3,1
3FG % 1st Half: 0-6 0.0% 2nd half: 4-11 36.4% Game: 4-17 23.5%															
FT % 1st Half: 4-7 57.1% 2nd half: 9-13 69.2% Game: 13-20 65.0%															

Oklahoma State 72 • 9-7, 2-1 Big 12

#	Player		Total		3-Ptr	Rebounds									Min
			FG-FGA	FG-FGA	FT-FTA	Off	Def	Tot	PF	TP	A	TO	Blk	Stl	
02	Nash, Le'Bryan	f	7-18	1-4	6-6	3	5	8	3	21	3	3	0	1	36
20	Cobbins, Michael	f	4-8	0-0	1-4	3	7	10	2	9	1	2	1	0	35
44	Jurick, Philip	c	1-1	0-0	0-0	5	3	8	3	2	2	1	1	0	15
04	Williams, Brian	g	2-6	0-3	9-11	1	4	5	2	13	1	0	0	0	34
12	Page, Keiton	g	5-16	3-10	5-7	0	6	6	3	18	3	3	0	1	38
01	Guerrero, Cezar		0-1	0-0	2-2	0	3	3	2	2	2	2	0	0	13
14	Soucek, Marek		0-0	0-0	0-0	0	0	0	0	0	0	1	0	0	1
22	Brown, Markel		3-7	1-3	0-0	0	3	3	3	7	1	1	0	0	28
Team						0	1	1							
Totals			22-57	5-20	23-30	12	32	44	18	72	13	13	2	2	200
FG % 1st Half: 12-31 38.7% 2nd half: 10-26 38.5% Game: 22-57 38.6%															Deadball
3FG % 1st Half: 3-10 30.0% 2nd half: 2-10 20.0% Game: 5-20 25.0%															Rebounds
FT % 1st Half: 8-11 72.7% 2nd half: 15-19 78.9% Game: 23-30 76.7%															1

Officials: Joe DeRosa, Tom Eades, Keith Kimble

Technical fouls: Oklahoma-Honore, Barry. Oklahoma State-None.

Attendance: 9478

Fouled Out: OU (Pledger-0:25)

Score by periods	1st	2nd	Total
Oklahoma	22	43	65
Oklahoma State	35	37	72

	In	Off	2nd	Fast	
Points	Paint	T/O	Chance	Break	Bench
OU	34	17	15	4	20
OSU	32	13	10	7	9

Last FG - OU 2nd-00:04, OSU 2nd-07:23.

Largest lead - OU by 2 1st-19:23, OSU by 17 2nd-12:32.

Score tied - 2 times.

Lead changed - 1 time.



1 SAM GROOMS

6-1, 203, JUNIOR, GUARD
GREENSBORO, N.C.
(CHIPOLA JUNIOR COLLEGE [FLA.])

PTS	REB	AST	MIN
6.6	2.8	6.1	31.6

GROOMS GAME BY GAME IN 2011-12

Date	Opponent	MIN	FG	3FG	FT	O-D-T	PF	A	TO	B	S	TP
N11	Idaho State	*37	2-10	0-2	7-8	3-3-6	3	8	2	0	2	11
N18	Coppin State	*23	1-6	0-3	2-4	2-2-4	2	1	3	0	0	4
N24	vs. Washington State	*33	3-6	1-1	2-4	1-0-1	2	10	1	0	1	9
N25	vs. Santa Clara	*27	2-6	0-3	8-12	0-5-5	1	6	1	0	0	12
N27	vs. Saint Louis	*24	0-1	0-0	0-0	0-2-2	4	1	2	0	0	0
D2	Sacramento State	*28	3-5	2-2	1-2	0-4-4	0	4	1	0	3	9
D8	Oral Roberts	*29	0-3	0-1	2-2	0-4-4	2	5	4	0	2	2
D10	Arkansas	*34	2-5	1-2	1-2	0-3-3	0	3	3	0	1	6
D17	vs. Houston	*38	3-8	1-1	3-4	0-2-2	0	8	0	0	0	10
D21	South Carolina State	*18	2-6	1-5	2-2	0-3-3	3	6	1	0	1	7
D29	at Cincinnati	*32	3-10	0-2	0-1	1-4-5	2	9	5	0	1	6
D31	Northwestern State	*23	5-7	0-0	1-1	0-3-3	1	4	3	0	1	11
J3	at Missouri (7)	*29	2-6	0-2	0-0	0-1-1	3	7	2	0	1	4
J7	Kansas (14)	*32	2-4	0-0	0-2	1-1-2	1	5	1	0	1	4
J9	at Oklahoma State	*24	1-7	0-2	0-0	1-1-2	1	0	3	0	0	2
J14	Kansas State (18)	*36	1-4	0-0	2-2	1-2-3	3	9	3	1	2	4
J17	Texas Tech	*35	2-8	0-1	3-4	0-4-4	4	4	1	1	1	7
J21	at Texas A&M	*44	4-10	0-0	1-2	1-2-3	2	7	1	0	0	9
J24	Baylor (6)	*35	3-6	0-1	1-2	0-0-0	3	7	0	0	0	7
J28	at Kansas State (22)	*37	1-8	0-1	2-2	1-3-4	1	7	1	0	3	4
F1	at Kansas (8)	*30	0-3	0-1	1-2	0-2-2	0	6	2	0	1	1
F4	Iowa State	*34	2-7	0-0	0-0	1-3-4	0	9	2	0	1	4
F6	Missouri (4)	*38	7-9	0-0	3-7	0-2-2	3	10	2	0	1	17
F11	at Texas Tech	*35	4-10	1-1	0-0	0-1-1	2	8	2	0	0	9
F14	Texas	*36	0-7	0-1	0-0	2-1-3	1	10	3	0	1	0
F18	at Iowa State	*30	5-11	0-1	2-4	0-1-1	3	5	2	0	1	12
F22	Oklahoma State											
F25	at Baylor											
F29	at Texas											
M3	Texas A&M											

* Starter

GROOMS' CAREER HIGHS

Points	17 vs. Missouri (2/6/12)
Field Goals	7 vs. Missouri (2/6/12)
Field Goal Attempts	11 (2/18/12 vs. Iowa State)
3-Point Field Goals	2 vs. Sacramento State (12/2/11)
3-Point Field Goal Attempts	3 (twice)
Free Throws Made	8 vs. Santa Clara (11/25/11)
Free Throw Attempts	12 vs. Santa Clara (11/25/11)
Rebounds	6 vs. Idaho State (11/11/11)
Assists	10 (three times)
Blocked Shots	1 (twice)
Steals	3 vs. Sacramento State (12/2/11)
Minutes Played	44 vs. Texas A&M (1/21/11)



2 STEVEN PLEDGER

6-4, 222, JUNIOR, GUARD
CHESAPEAKE, VA.
(ATLANTIC SHORES CHRISTIAN SCHOOL)

PTS	REB	3FG%	MIN
16.8	4.1	.421	32.8

PLEDGER GAME BY GAME IN 2011-12

Date	Opponent	MIN	FG	3FG	FT	O-D-T	PF	A	TO	B	S	TP
N11	Idaho State											DNP
N18	Coppin State	*20	8-14	3-8	1-1	1-1-2	3	3	0	0	0	20
N24	vs. Washington State	*25	4-8	3-6	3-3	1-1-2	3	0	1	0	3	14
N25	vs. Santa Clara	*31	10-15	4-8	2-4	3-4-7	1	0	1	0	0	26
N27	vs. Saint Louis	*35	4-13	1-4	2-3	0-3-3	4	2	2	0	1	11
D2	Sacramento State	*21	4-5	3-3	4-4	1-0-1	3	5	0	0	3	15
D8	Oral Roberts	*31	6-11	0-2	5-5	1-2-3	1	3	2	0	2	17
D10	Arkansas	*36	9-12	3-5	1-3	2-1-3	2	2	5	0	2	22
D17	vs. Houston	*37	10-13	4-5	7-7	4-6-10	1	0	1	0	2	31
D21	South Carolina State	*30	6-15	4-10	6-6	2-3-5	1	1	0	1	0	22
D29	at Cincinnati	*38	4-12	3-8	0-0	3-3-6	3	1	6	0	0	11
D31	Northwestern State	*33	6-11	3-5	3-4	1-1-2	0	5	2	1	0	18
J3	at Missouri (7)	*34	3-10	3-6	2-2	2-2-4	2	0	1	1	1	11
J7	Kansas (14)	*34	4-12	2-7	4-4	1-3-4	4	0	3	0	2	14
J9	at Oklahoma State	*37	3-13	1-5	2-2	0-3-3	5	1	0	0	0	9
J14	Kansas State (18)	*35	5-13	2-3	6-6	1-5-6	0	2	1	0	0	18
J17	Texas Tech	*32	6-13	1-6	4-4	1-2-3	2	0	3	1	1	17
J21	at Texas A&M	*37	5-15	4-10	2-2	0-4-4	3	3	0	0	2	16
J24	Baylor (6)	*34	7-15	3-9	0-0	3-3-6	1	4	4	0	0	17
J28	at Kansas State (22)	*33	11-17	4-7	4-4	1-4-5	4	1	3	0	1	30
F1	at Kansas (8)	*37	6-13	2-2	3-4	0-2-2	1	1	2	0	1	17
F4	Iowa State	*32	5-14	4-8	0-0	0-2-2	2	0	1	0	0	14
F6	Missouri (4)	*38	8-14	5-9	1-4	1-4-5	4	1	4	0	2	22
F11	at Texas Tech	*31	2-7	0-4	0-1	4-2-6	4	0	3	0	1	4
F14	Texas	*36	8-19	2-8	0-0	2-3-5	4	2	1	0	1	18
F18	at Iowa State	*33	2-11	0-4	3-4	1-2-3	1	2	2	0	2	7
F22	Oklahoma State											
F25	at Baylor											
F29	at Texas											
M3	Texas A&M											

* Starter

PLEDGER'S CAREER HIGHS

Points	38 vs. Iowa State (1/29/11)
Field Goals	12 vs. Iowa State (1/29/11)
Field Goal Attempts	20 vs. Iowa State (1/29/11)
3-Point Field Goals	7 vs. Iowa State (1/29/11)
3-Point Field Goal Attempts	14 vs. Houston (11/26/09)
Free Throws Made	7 vs. Iowa State (1/29/11)
Free Throw Attempts	8 (twice)
Rebounds	10 vs. Houston (12/17/11)
Assists	6 (twice)
Blocked Shots	2 (twice)
Steals	3 (six times)
Minutes Played	44 vs. Iowa State (1/29/11)



3 T.J. FRANKLIN

5-11, 175, SENIOR, GUARD
FORT WORTH, TEXAS
(NORTH CROWLEY HS)

PTS	REB	AST	MIN
0.5	0.4	0.2	2.7

FRANKLIN GAME BY GAME IN 2011-12

Date	Opponent	MIN	FG	3FG	FT	O-D-T	PF	A	TO	B	S	TP
N11	Idaho State	+0	0-0	0-0	0-0	0-0-0	0	0	0	0	0	0
N18	Coppin State	7	0-0	0-0	0-0	0-0-0	2	0	1	0	1	0
N24	vs. Washington State	1	0-1	0-0	0-0	0-1-1	0	0	0	0	0	0
N25	vs. Santa Clara					DNP						
N27	vs. Saint Louis					DNP						
D2	Sacramento State	9	1-3	0-2	0-0	0-0-0	0	1	1	0	1	2
D8	Oral Roberts	0+	0-0	0-0	0-0	0-0-0	0	0	0	0	0	0
D10	Arkansas	1	0-0	0-0	0-0	0-1-1	0	0	0	0	0	0
D17	vs. Houston					DNP						
D21	South Carolina State	6	0-2	0-0	0-0	1-0-1	1	1	1	0	0	0
D29	at Cincinnati					DNP						
D31	Northwestern State	1	0-1	0-0	0-0	0-0-0	0	0	1	0	0	0
J3	at Missouri (7)	2	0-1	0-0	0-0	0-1-0	0	0	0	0	0	0
J7	Kansas (14)	2	0-0	0-0	0-0	0-0-0	0	0	0	0	0	0
J9	at Oklahoma State					DNP						
J14	Kansas State (18)					DNP						
J17	Texas Tech					DNP						
J21	at Texas A&M					DNP						
J24	Baylor (6)					DNP						
J28	at Kansas State (22)					DNP						
F1	at Kansas (8)	2	1-1	0-0	0-0	0-0-0	0	1	0	0	0	2
F4	Iowa State					DNP						
F6	Missouri (4)					DNP						
F11	at Texas Tech	2	1-1	1-1	0-0	0-1-1	0	0	0	0	0	3
F14	Texas					DNP						
F18	at Iowa State	2	0-0	0-0	0-0	0-0-0	1	0	0	0	0	0
F22	Oklahoma State											
F25	at Baylor											
F29	at Texas											
M3	Texas A&M											

* Starter

FRANKLIN'S CAREER HIGHS

Points	3 (twice)
Field Goals	1 (four times)
Field Goal Attempts	3 vs. Sacramento State (12/2/11)
3-Point Field Goals	1 vs. Texas Tech (2/11/12)
3-Point Field Goal Attempts	2 vs. Sacramento State (12/2/11)
Free Throws Made	2 vs. Mount St. Mary's (11/14/09)
Free Throw Attempts	4 (twice)
Rebounds	2 (twice)
Assists	2 (three times)
Blocked Shots	None
Steals	1 (twice)
Minutes Played	9 vs. Sacramento State (12/2/11)



4 ANDREW FITZGERALD

6-8, 247, JUNIOR, FORWARD
BALTIMORE, MD.
(BREWSTER ACADEMY [N.H.])

PTS	REB	FG%	MIN
12.7	4.8	.485	27.5

FITZGERALD GAME BY GAME IN 2011-12

Date	Opponent	MIN	FG	3FG	FT	O-D-T	PF	A	TO	B	S	TP
N11	Idaho State	*23	2-7	0-0	3-3	0-1-1	3	0	0	2	0	7
N18	Coppin State	*19	4-11	0-0	2-2	5-3-8	2	0	1	0	1	10
N24	vs. Washington State	*30	4-9	0-0	1-4	2-5-7	2	0	2	1	0	9
N25	vs. Santa Clara	*30	4-7	0-0	4-4	5-8-13	3	0	0	2	0	12
N27	vs. Saint Louis	*17	2-6	0-0	0-0	0-2-2	4	0	1	0	1	4
D2	Sacramento State	*22	6-8	0-0	1-2	1-3-4	2	1	1	0	3	13
D8	Oral Roberts	*31	8-17	0-0	0-0	1-2-3	3	0	1	1	1	16
D10	Arkansas	*23	7-11	0-0	3-4	4-4-8	4	0	1	1	0	17
D17	vs. Houston	*35	4-16	0-0	2-4	5-1-6	2	2	1	0	1	10
D21	South Carolina State	*22	8-11	0-0	1-2	1-1-2	2	0	0	0	0	17
D29	at Cincinnati	*29	7-13	0-0	4-7	5-4-9	2	1	1	2	1	18
D31	Northwestern State	*17	5-9	0-0	4-4	1-0-1	4	0	2	0	0	14
J3	at Missouri (7)	*32	8-15	0-0	2-2	1-5-6	2	0	2	0	0	18
J7	Kansas (14)	*26	5-16	0-0	1-2	4-3-7	4	1	2	0	1	11
J9	at Oklahoma State	*25	4-10	0-0	4-6	5-4-9	4	0	0	0	0	12
J14	Kansas State (18)	*35	9-10	0-0	3-4	2-1-3	4	0	2	1	2	21
J17	Texas Tech	*29	5-11	0-0	3-4	1-3-4	5	1	2	0	0	13
J21	at Texas A&M	*37	8-14	0-0	1-1	4-3-7	2	0	1	1	1	17
J24	Baylor (6)	*35	6-14	0-0	1-2	2-1-3	2	0	0	0	2	13
J28	at Kansas State (22)	*26	1-7	0-0	1-2	0-1-1	5	2	2	0	1	3
F1	at Kansas (8)	*22	7-12	0-0	0-0	3-0-3	4	0	4	0	0	14
F4	Iowa State	*37	11-19	0-0	5-5	2-1-3	3	2	1	1	0	27
F6	Missouri (4)	*32	5-10	0-0	2-2	3-1-4	3	1	2	0	0	12
F11	at Texas Tech	*32	7-16	0-0	0-0	1-2-3	1	0	2	0	0	14
F14	Texas	*21	3-7	0-0	0-0	0-0-0	4	0	1	0	1	6
F18	at Iowa State	*28	1-5	0-0	0-0	4-4-8	4	2	4	1	0	2
F22	Oklahoma State											
F25	at Baylor											
F29	at Texas											
M3	Texas A&M											

* Starter

FITZGERALD'S CAREER HIGHS

Points	27 vs. Iowa State (2/4/12)
Field Goals	11 vs. Iowa State (2/4/12)
Field Goal Attempts	19 vs. Iowa State (2/4/12)
3-Point Field Goals	None
3-Point Field Goal Attempts	None
Free Throws Made	6 (five times)
Free Throw Attempts	8 vs. Texas A&M (3/6/10)
Rebounds	13 (twice)
Assists	3 vs. Baylor (2/27/10)
Blocked Shots	3 vs. Texas Tech (1/18/11)
Steals	5 vs. North Carolina Central (11/15/10)
Minutes Played	39 (twice)



5 C.J. WASHINGTON

6-7, 230, SENIOR, FORWARD
STRINGTOWN, OKLA.
(CONNORS STATE COLLEGE)

PTS	REB	AST	MIN
1.9	3.2	0.3	10.8


WASHINGTON GAME BY GAME IN 2011-12

Date	Opponent	MIN	FG	3FG	FT	O-D-T	PF	A	TO	B	S	TP
N11	Idaho State					DNP						
N18	Coppin State	18	3-4	0-0	0-0	3-5-8	2	3	1	0	0	6
N24	vs. Washington State	3	0-2	0-0	0-0	1-1-2	0	0	0	0	0	0
N25	vs. Santa Clara	8	0-1	0-0	0-0	0-4-4	0	0	0	1	0	0
N27	vs. Saint Louis	10	1-2	0-0	0-0	0-2-2	0	0	0	0	0	2
D2	Sacramento State	17	1-1	0-0	0-0	0-1-1	2	1	1	2	0	2
D8	Oral Roberts	17	3-4	0-0	2-2	3-3-6	2	1	0	0	0	8
D10	Arkansas	3	0-2	0-0	0-0	0-2-2	0	0	1	0	0	0
D17	vs. Houston	4	0-0	0-0	0-0	0-0-0	0	0	0	0	0	0
D21	South Carolina State	13	2-6	0-0	1-2	7-5-12	2	0	0	0	0	5
D29	at Cincinnati	6	0-0	0-0	0-0	0-2-2	0	0	0	0	0	0
D31	Northwestern State	14	4-5	0-0	0-0	2-3-5	0	0	0	3	3	8
J3	at Missouri (7)	8	0-1	0-0	0-0	0-2-2	2	0	0	0	0	0
J7	Kansas (14)	17	1-2	0-0	0-2	2-0-2	1	0	1	1	0	2
J9	at Oklahoma State	2	0-1	0-0	0-0	0-0-0	0	0	0	0	0	0
J14	Kansas State (18)	11	1-1	0-0	0-0	0-0-0	2	0	0	0	1	2
J17	Texas Tech	10	0-1	0-0	0-0	2-2-4	1	0	1	1	1	0
J21	at Texas A&M	11	2-2	0-0	0-0	2-2-4	3	0	0	1	1	4
J24	Baylor (6)	6	1-1	0-0	0-0	1-1-2	1	1	0	0	0	2
J28	at Kansas State (22)	17	2-3	0-0	0-0	1-2-3	4	0	0	0	0	4
F1	at Kansas (8)	19	0-1	0-0	1-2	1-5-6	4	0	0	0	1	1
F4	Iowa State	10	0-0	0-0	0-0	1-2-3	1	0	0	0	0	0
F6	Missouri (4)	14	1-6	0-0	0-0	3-4-7	1	1	0	0	1	2
F11	at Texas Tech	14	0-0	0-0	0-0	1-2-3	2	0	0	0	1	0
F14	Texas	6	0-0	0-0	0-0	0-0-0	2	0	0	0	0	0
F18	at Iowa State	11	0-0	0-0	0-0	0-1-1	0	0	0	0	0	0
F22	Oklahoma State											
F25	at Baylor											
F29	at Texas											
M3	Texas A&M											

* Starter

WASHINGTON'S CAREER HIGHS

Points	9 (twice)
Field Goals	4 (twice)
Field Goal Attempts	6 (three times)
3-Point Field Goals	None
3-Point Field Goal Attempts	None
Free Throws Made	4 (twice)
Free Throw Attempts	6 vs. Sacramento State (12/21/10)
Rebounds	12 vs. South Carolina State (12/21/11)
Assists	3 vs. Coppin State (11/18/11)
Blocked Shots	3 (twice)
Steals	3 vs. Northwestern State (12/31/11)
Minutes Played	25 vs. Texas Tech (3/2/11)



13 JAMES FRASCHILLA

5-10, 142, FRESHMAN, GUARD
DALLAS, TEXAS
(HIGHLAND PARK HS)

PTS	REB	AST	MIN
0.2	0.1	0.0	1.3

FRASCHILLA GAME BY GAME IN 2011-12

Date	Opponent	MIN	FG	3FG	FT	O-D-T	PF	A	TO	B	S	TP
N11	Idaho State					DNP						
N18	Coppin State	2	0-0	0-0	0-0	0-0-0	1	0	0	0	0	0
N24	vs. Washington State					DNP						
N25	vs. Santa Clara					DNP						
N27	vs. Saint Louis					DNP						
D2	Sacramento State					DNP						
D8	Oral Roberts	0+	0-0	0-0	0-0	0-0-0	0	0	0	0	0	0
D10	Arkansas	1	0-0	0-0	0-0	0-0-0	0	0	0	0	0	0
D17	vs. Houston					DNP						
D21	South Carolina State	2	1-2	0-0	0-0	1-0-1	1	0	0	0	0	2
D29	at Cincinnati					DNP						
D31	Northwestern State	1	0-0	0-0	0-0	0-0-0	0	0	0	0	0	0
J3	at Missouri (7)	2	0-0	0-0	0-0	0-0-0	0	0	0	0	0	0
J7	Kansas (14)	1	0-0	0-0	0-0	0-0-0	0	0	0	0	0	0
J9	at Oklahoma State					DNP						
J14	Kansas State (18)					DNP						
J17	Texas Tech					DNP						
J21	at Texas A&M					DNP						
J24	Baylor (6)					DNP						
J28	at Kansas State (22)					DNP						
F1	at Kansas (8)	2	0-0	0-0	0-0	0-0-0	0	0	0	0	0	0
F4	Iowa State					DNP						
F6	Missouri (4)					DNP						
F11	at Texas Tech	1	0-0	0-0	0-0	0-0-0	1	0	0	0	0	0
F14	Texas					DNP						
F18	at Iowa State					DNP						
F22	Oklahoma State											
F25	at Baylor											
F29	at Texas											
M3	Texas A&M											

* Starter

FRASCHILLA'S CAREER HIGHS

Points	2 vs. South Carolina State (12/21/11)
Field Goals	1 vs. South Carolina State (12/21/11)
Field Goal Attempts	2 vs. South Carolina State (12/21/11)
3-Point Field Goals	None
3-Point Field Goal Attempts	None
Free Throws Made	None
Free Throw Attempts	None
Rebounds	1 vs. South Carolina State (12/21/11)
Assists	None
Blocked Shots	None
Steals	None
Minutes Played	2 (four times)



14 CARL BLAIR

6-2, 205, JUNIOR, GUARD
HOUSTON, TEXAS
(UNIVERSITY OF NEW ORLEANS)

PTS	REB	AST	MIN
3.9	2.3	2.7	16.1

BLAIR GAME BY GAME IN 2011-12


Date	Opponent	MIN	FG	3FG	FT	O-D-T	PF	A	TO	B	S	TP
N11	Idaho State	*27	3-7	3-6	3-6	0-6-6	4	5	2	0	0	12
N18	Coppin State	12	2-3	2-3	0-0	0-0-0	3	4	4	0	1	6
N24	vs. Washington State	6	0-1	0-1	0-0	0-0-0	1	0	3	0	0	0
N25	vs. Santa Clara	13	0-1	0-0	2-2	0-0-0	2	2	3	0	1	2
N27	vs. Saint Louis	17	1-4	1-2	0-0	0-1-1	0	1	4	0	2	3
D2	Sacramento State	17	1-3	1-3	2-2	3-2-5	0	3	1	0	1	5
D8	Oral Roberts	13	1-1	0-0	0-1	0-0-0	1	3	2	0	0	2
D10	Arkansas	14	0-1	0-0	3-4	0-2-2	1	2	1	0	2	3
D17	vs. Houston	13	0-1	0-0	0-0	1-1-2	1	2	1	0	1	0
D21	South Carolina State	19	1-4	1-3	0-0	1-1-2	2	5	2	0	1	3
D29	at Cincinnati	13	0-0	0-0	0-0	0-1-1	2	1	2	0	2	0
D31	Northwestern State	17	0-1	0-0	2-3	0-2-2	3	6	3	1	1	2
J3	at Missouri (7)	11	0-1	0-1	2-2	0-0-0	2	1	2	0	0	0
J7	Kansas (14)	12	2-3	1-1	6-6	0-0-0	1	3	1	0	2	11
J9	at Oklahoma State	30	6-16	2-7	6-7	3-7-10	3	2	4	0	5	20
J14	Kansas State (18)	*30	1-8	1-4	2-4	0-3-3	2	5	0	0	3	5
J17	Texas Tech	*22	0-3	0-3	0-0	0-2-2	1	4	2	0	2	0
J21	at Texas A&M	*10	0-2	0-2	0-0	1-2-3	3	3	2	0	1	0
J24	Baylor (6)	9	1-1	0-0	0-0	0-1-1	1	1	2	0	1	2
J28	at Kansas State (22)	20	0-2	0-1	2-2	0-2-2	2	5	1	1	4	2
F1	at Kansas (8)	15	0-2	0-0	0-0	1-2-3	0	3	2	0	1	0
F4	Iowa State	18	1-4	0-3	0-0	1-3-4	3	3	1	0	0	2
F6	Missouri (4)	26	2-3	2-2	0-0	0-5-5	2	3	1	0	0	6
F11	at Texas Tech	14	0-6	0-5	2-2	0-3-3	2	0	2	0	0	2
F14	Texas	7	0-1	0-1	0-0	1-1-2	1	1	2	0	0	0
F18	at Iowa State	13	4-5	1-2	3-3	0-2-2	1	2	1	0	0	12
F22	Oklahoma State											
F25	at Baylor											
F29	at Texas											
M3	Texas A&M											

* Starter

BLAIR'S CAREER HIGHS

Points23 vs. Arkansas State (2/6/10*)
Field Goals6 (five times)
Field Goal Attempts16 vs. Oklahoma State (1/9/12)
3-Point Field Goals3 (twice)
3-Point Field Goal Attempts7 (four times)
Free Throws Made9 (four times)
Free Throw Attempts13 vs. Colorado (1/22/11)
Rebounds11 vs. Florida International (1/2/10)
Assists11 (twice)
Blocked Shots1 (four times)
Steals5 vs. Oklahoma State (1/9/12)
Minutes Played40 (twice*)

* At University of New Orleans



15 TYLER NEAL

6-7, 227, SOPHOMORE, FORWARD
OKLAHOMA CITY, OKLA.
(PUTNAM CITY WEST HS)

PTS	REB	3FG%	MIN
4.2	2.5	.357	13.3

NEAL GAME BY GAME IN 2011-12

Date	Opponent	MIN	FG	3FG	FT	O-D-T	PF	A	TO	B	S	TP
N11	Idaho State	15	2-3	0-0	0-0	4-3-7	1	1	2	0	1	4
N18	Coppin State	18	3-8	3-6	0-0	1-2-3	3	1	1	0	0	9
N24	vs. Washington State	13	0-1	0-1	2-2	0-3-3	2	0	0	1	0	2
N25	vs. Santa Clara	8	1-2	1-2	0-0	0-2-2	2	0	0	0	0	3
N27	vs. Saint Louis	16	1-2	1-2	4-4	1-0-1	1	0	0	0	1	7
D2	Sacramento State	19	3-7	2-5	0-0	0-3-3	1	1	2	0	0	8
D8	Oral Roberts	19	1-1	1-1	2-2	0-3-3	1	1	2	0	2	5
D10	Arkansas	28	5-9	4-8	4-4	0-5-5	3	4	1	0	0	18
D17	vs. Houston	23	2-4	1-3	4-5	2-4-6	3	1	1	0	2	9
D21	South Carolina State	17	1-7	0-3	1-2	0-2-2	1	1	1	0	2	3
D29	at Cincinnati	21	3-8	2-6	0-1	1-4-5	5	0	1	0	0	8
D31	Northwestern State	14	1-1	0-0	0-0	0-1-1	2	0	3	0	0	2
J3	at Missouri (7)	14	0-3	0-1	0-0	0-0-0	2	1	2	0	0	0
J7	Kansas (14)	9	0-1	0-1	1-2	0-0-0	0	0	1	1	1	1
J9	at Oklahoma State	21	0-3	0-2	0-0	5-2-7	3	0	1	0	2	0
J14	Kansas State (18)	6	1-1	1-1	1-2	0-0-0	1	1	2	0	0	4
J17	Texas Tech	8	1-2	0-1	0-0	0-0-0	0	0	1	0	0	2
J21	at Texas A&M	8	0-2	0-2	0-0	0-1-1	0	0	1	0	0	0
J24	Baylor (6)	7	0-0	0-0	0-0	0-0-0	0	1	0	0	0	0
J28	at Kansas State (22)	2	0-0	0-0	0-0	0-1-0	0	0	2	0	0	0
F1	at Kansas (8)	7	2-3	0-0	0-0	0-1-1	0	1	0	0	0	4
F4	Iowa State	7	1-2	0-1	0-0	1-4-5	0	1	0	0	0	2
F6	Missouri (4)	2	0-0	0-0	0-0	0-1-1	1	0	1	0	0	0
F11	at Texas Tech	6	0-2	0-1	0-0	0-2-2	0	0	1	0	0	0
F14	Texas	17	2-4	2-4	2-2	1-3-4	3	1	2	0	1	8
F18	at Iowa State	20	4-7	2-5	0-0	0-3-3	3	0	0	2	0	10
F22	Oklahoma State											
F25	at Baylor											
F29	at Texas											
M3	Texas A&M											

* Starter

NEAL'S CAREER HIGHS

Points18 vs. Arkansas (12/10/12)
Field Goals5 vs. Arkansas (12/10/12)
Field Goal Attempts9 vs. Arkansas (12/10/12)
3-Point Field Goals4 vs. Arkansas (12/10/12)
3-Point Field Goal Attempts8 vs. Arkansas (12/10/12)
Free Throws Made6 vs. Virginia (11/23/10)
Free Throw Attempts6 (three times)
Rebounds7 (three times)
Assists4 vs. Arkansas (12/10/12)
Blocked Shots2 vs. Iowa State (2/18/12)
Steals2 (four times)
Minutes Played28 (twice)



21 CAMERON CLARK

6-6, 198, SOPHOMORE, GUARD
SHERMAN, TEXAS
(SHERMAN HS)

PTS	REB	AST	MIN
8.2	4.1	1.2	26.3

CLARK GAME BY GAME IN 2011-12

Date	Opponent	MIN	FG	3FG	FT	O-D-T	PF	A	TO	B	S	TP
N11	Idaho State	*22	1-10	0-3	0-2	1-2-3	2	0	1	0	2	2
N18	Coppin State	*20	2-8	0-0	0-0	1-3-4	1	4	1	2	1	4
N24	vs. Washington State	*29	5-9	0-1	1-3	1-1-2	2	1	2	0	1	11
N25	vs. Santa Clara	*26	3-10	0-0	5-6	2-0-2	3	1	2	0	0	11
N27	vs. Saint Louis	*28	7-13	0-0	0-2	3-3-6	3	1	2	1	0	14
D2	Sacramento State	*26	7-12	3-5	1-2	0-3-3	1	3	0	3	2	18
D8	Oral Roberts	*30	5-8	2-2	4-6	1-7-8	2	2	2	0	0	16
D10	Arkansas	*13	0-3	0-1	0-0	0-1-1	2	3	1	0	0	0
D17	vs. Houston	*26	6-11	0-1	2-2	0-2-2	3	0	4	0	0	14
D21	South Carolina State	*26	4-10	0-0	0-0	1-1-2	0	1	1	2	1	8
D29	at Cincinnati	*21	0-7	0-0	0-0	0-2-2	2	3	1	0	0	0
D31	Northwestern State	*30	1-5	0-0	2-2	1-8-9	3	0	3	0	0	4
J3	at Missouri (7)	*28	2-7	0-0	4-4	1-0-1	0	3	0	0	0	8
J7	Kansas (14)	*30	2-4	0-0	5-5	0-5-5	1	1	2	0	0	9
J9	at Oklahoma State	*14	2-7	0-0	0-0	1-6-7	4	3	0	0	1	4
J14	Kansas State (18)	14	4-6	0-0	2-2	0-3-3	0	0	2	0	2	10
J17	Texas Tech	23	3-9	0-0	4-6	0-3-3	0	0	1	0	2	10
J21	at Texas A&M	35	3-8	0-0	1-2	0-3-3	4	2	2	0	0	7
J24	Baylor (6)	*32	4-10	0-1	0-0	0-1-1	4	0	1	0	1	8
J28	at Kansas State (22)	*28	5-9	0-0	1-3	3-3-6	1	1	2	0	1	11
F1	at Kansas (8)	*30	2-6	0-0	0-0	1-4-5	3	0	2	0	0	4
F4	Iowa State	*29	1-8	0-1	2-4	4-7-11	3	0	4	1	2	4
F6	Missouri (4)	*18	0-1	0-1	0-2	1-0-1	1	0	1	1	1	0
F11	at Texas Tech	*32	2-6	0-1	2-2	0-6-6	2	2	2	0	0	6
F14	Texas	*38	6-9	0-0	1-2	1-6-7	1	0	1	0	0	13
F18	at Iowa State	*36	8-14	0-0	0-0	1-3-4	2	0	2	0	3	16
F22	Oklahoma State											
F25	at Baylor											
F29	at Texas											
M3	Texas A&M											

* Starter

CLARK'S CAREER HIGHS

Points	26 vs. Central Arkansas (12/30/10)
Field Goals	11 (twice)
Field Goal Attempts	19 vs. Baylor (2/2/11)
3-Point Field Goals	4 vs. Central Arkansas (12/30/10)
3-Point Field Goal Attempts	7 vs. Baylor (2/2/11)
Free Throws Made	6 vs. Oklahoma State (3/5/11)
Free Throw Attempts	7 vs. Oklahoma State (3/5/11)
Rebounds	11 vs. Coppin State (11/12/10)
Assists	4 (twice)
Blocked Shots	3 vs. Sacramento State (12/2/11)
Steals	3 (twice)
Minutes Played	44 vs. Iowa State (1/29/11)



24 ROMERO OSBY

6-8, 232, JUNIOR, FORWARD
MERIDIAN, MISS.
(MISSISSIPPI STATE UNIVERSITY)

PTS	REB	FG%	MIN
12.2	7.5	.471	30.0

OSBY GAME BY GAME IN 2011-12

Date	Opponent	MIN	FG	3FG	FT	O-D-T	PF	A	TO	B	S	TP
N11	Idaho State	*31	5-9	1-1	6-7	6-4-10	3	4	2	2	1	17
N18	Coppin State	*22	4-8	0-0	3-4	4-6-10	0	0	0	1	1	11
N24	vs. Washington State	*26	3-7	1-2	2-2	2-4-6	2	0	0	0	0	9
N25	vs. Santa Clara	*32	3-8	0-1	3-4	3-7-10	2	1	3	1	0	9
N27	vs. Saint Louis	*24	6-13	0-1	2-4	4-2-6	3	0	1	0	0	14
D2	Sacramento State	*23	4-5	0-0	0-0	2-2-4	0	3	1	0	1	8
D8	Oral Roberts	*21	3-4	0-1	1-2	4-3-7	5	0	1	2	0	7
D10	Arkansas	*32	2-5	0-0	6-6	2-5-7	0	2	2	2	0	10
D17	vs. Houston	*19	2-11	0-0	1-2	5-5-10	2	0	1	1	1	5
D21	South Carolina State	*27	4-13	0-0	2-6	4-14-18	1	1	1	1	3	10
D29	at Cincinnati	*38	6-10	0-0	0-0	2-10-12	1	0	1	0	0	12
D31	Northwestern State	*31	8-13	0-0	2-2	0-5-5	1	0	0	2	0	18
J3	at Missouri (7)	*32	3-7	0-1	0-0	0-3-3	2	1	0	1	1	6
J7	Kansas (14)	*29	3-8	0-0	3-4	4-5-9	1	0	5	0	0	9
J9	at Oklahoma State	*38	8-17	1-1	1-5	6-4-10	3	1	2	1	1	18
J14	Kansas State (18)	*28	6-8	0-1	6-6	2-4-6	4	0	3	0	1	18
J17	Texas Tech	*32	4-7	0-0	7-8	2-6-8	3	0	1	5	1	15
J21	at Texas A&M	*35	8-10	0-0	2-4	3-2-5	4	2	2	1	0	18
J24	Baylor (6)	*38	5-11	0-1	6-7	5-6-11	2	0	1	2	1	16
J28	at Kansas State (22)	*37	2-9	0-0	5-7	2-1-3	4	0	3	2	2	9
F1	at Kansas (8)	*32	6-16	1-1	6-7	3-4-7	4	2	2	1	0	19
F4	Iowa State	*33	6-9	1-1	4-4	2-2-4	3	1	1	0	1	17
F6	Missouri (4)	*29	3-8	0-0	3-8	2-4-6	2	2	5	0	1	9
F11	at Texas Tech	*29	2-7	0-1	5-8	3-5-8	4	1	3	0	0	9
F14	Texas	*35	5-10	1-1	2-4	2-3-5	5	1	2	1	1	13
F18	at Iowa State	*27	3-9	0-1	4-5	0-5-5	3	3	1	0	0	10
F22	Oklahoma State											
F25	at Baylor											
F29	at Texas											
M3	Texas A&M											

* Starter

OSBY'S CAREER HIGHS

Points	19 vs. Kansas (2/1/12)
Field Goals	8 (three times)
Field Goal Attempts	17 vs. Oklahoma State (1/9/12)
3-Point Field Goals	2 (five times)
3-Point Field Goal Attempts	3 (seven times)
Free Throws Made	7 (twice)
Free Throw Attempts	10 vs. Texas Tech (11/29/08*)
Rebounds	18 vs. South Carolina State (12/21/11)
Assists	4 (three times)
Blocked Shots	5 vs. Texas Tech (1/17/12)
Steals	3 (twice)
Minutes Played	38 (four times)

* At Mississippi State



31 BARRY HONORÉ

6-7, 270, SENIOR, FORWARD
GARLAND, TEXAS
(SOUTHERN UNIVERSITY)

PTS	REB	BLK	MIN
0.8	0.9	0.4	4.7


HONORÉ GAME BY GAME IN 2011-12

Date	Opponent	MIN	FG	3FG	FT	O-D-T	PF	A	TO	B	S	TP
N11	Idaho State	5	1-1	0-0	0-0	0-0-0	0	0	0	2	0	2
N18	Coppin State	8	0-0	0-0	2-2	2-1-3	0	0	1	1	0	2
N24	vs. Washington State	1	0-0	0-0	0-0	0-0-0	0	0	0	0	0	0
N25	vs. Santa Clara	2	0-0	0-0	0-0	0-0-0	1	0	1	0	0	0
N27	vs. Saint Louis	1	0-0	0-0	0-0	0-0-0	0	0	0	0	0	0
D2	Sacramento State	5	1-3	0-0	0-0	1-0-1	1	0	1	1	0	2
D8	Oral Roberts	3	0-2	0-0	0-0	0-0-0	0	0	0	0	0	0
D10	Arkansas	10	1-1	0-0	0-0	2-1-3	2	0	0	1	0	2
D17	vs. Houston	5	0-0	0-0	0-0	0-0-0	0	0	0	1	0	0
D21	South Carolina State	10	1-1	0-0	0-0	2-0-2	0	0	0	1	0	2
D29	at Cincinnati	2	0-0	0-0	0-0	0-1-1	0	0	0	0	0	0
D31	Northwestern State	12	1-2	0-0	2-4	3-1-4	1	2	1	0	0	4
J3	at Missouri (7)	4	0-1	0-0	0-0	0-0-0	1	0	0	0	0	0
J7	Kansas (14)	7	0-0	0-0	0-1	2-0-2	0	0	1	1	0	0
J9	at Oklahoma State	4	0-0	0-0	0-0	0-0-0	0	0	0	0	0	0
J14	Kansas State (18)					DNP						
J17	Texas Tech	3	0-0	0-0	0-0	0-0-0	1	0	0	0	0	0
J21	at Texas A&M					DNP						
J24	Baylor (6)					DNP						
J28	at Kansas State (22)					DNP						
F1	at Kansas (8)	2	0-1	0-0	0-0	1-0-1	0	0	0	0	0	0
F4	Iowa State					DNP						
F6	Missouri (4)					DNP						
F11	at Texas Tech	1	0-0	0-0	0-0	0-0-0	0	0	0	0	0	0
F14	Texas					DNP						
F18	at Iowa State					DNP						
F22	Oklahoma State											
F25	at Baylor											
F29	at Texas											
M3	Texas A&M											

* Starter

HONORÉ'S OKLAHOMA HIGHS

Points	6 (twice)
Field Goals	3 (twice)
Field Goal Attempts	4 vs. Texas Southern (11/18/10)
3-Point Field Goals	None
3-Point Field Goal Attempts	1 vs. Texas A&M (1/8/11)
Free Throws Made	2 vs. Northwestern State (12/31/11)
Free Throw Attempts	4 vs. Northwestern State (12/31/11)
Rebounds	4 vs. Northwestern State (12/31/11)
Assists	2 (twice)
Blocked Shots	2 (twice)
Steals	None
Minutes Played	19 vs. Texas Southern (11/18/10)



32 CASEY ARENT

6-10, 227, JUNIOR, CENTER
PENRYN, CALIF.
(SIERRA COLLEGE)

PTS	REB	STL	MIN
1.2	2.0	0.3	6.8

ARENT GAME BY GAME IN 2011-12

Date	Opponent	MIN	FG	3FG	FT	O-D-T	PF	A	TO	B	S	TP
N11	Idaho State	12	1-2	0-0	2-2	1-0-1	1	0	3	0	1	4
N18	Coppin State	13	3-5	0-0	0-0	3-6-9	2	1	1	1	0	6
N24	vs. Washington State	9	1-3	0-0	0-0	2-1-3	0	0	2	1	0	2
N25	vs. Santa Clara	8	1-2	0-0	0-0	1-1-2	2	0	0	0	0	2
N27	vs. Saint Louis	15	1-2	0-0	0-0	1-0-1	3	0	0	0	0	2
D2	Sacramento State	13	0-2	0-0	0-0	1-2-3	1	0	3	0	2	0
D8	Oral Roberts	6	0-3	0-0	0-0	2-0-2	2	0	1	0	0	0
D10	Arkansas	5	0-1	0-0	0-0	0-0-0	2	0	1	0	1	0
D17	vs. Houston					DNP						
D21	South Carolina State	10	2-4	0-0	0-0	4-5-9	2	0	1	0	0	4
D29	at Cincinnati					DNP						
D31	Northwestern State	7	0-0	0-0	2-2	0-1-1	3	0	0	0	0	2
J3	at Missouri (7)	4	0-2	0-0	0-0	1-1-2	1	0	0	0	0	0
J7	Kansas (14)	1	0-0	0-0	0-0	0-0-0	0	0	0	0	0	0
J9	at Oklahoma State	5	0-0	0-0	0-0	0-1-1	0	0	0	0	0	0
J14	Kansas State (18)	5	0-0	0-0	0-0	0-0-0	0	0	0	0	1	0
J17	Texas Tech	6	0-0	0-0	0-0	0-1-1	4	0	0	0	1	0
J21	at Texas A&M	8	2-2	0-0	0-0	2-2-4	2	0	0	0	0	4
J24	Baylor (6)	4	0-0	0-0	0-0	0-0-0	0	0	0	0	0	0
J28	at Kansas State (22)					DNP						
F1	at Kansas (8)	2	0-0	0-0	0-0	0-1-1	0	0	1	0	0	0
F4	Iowa State					DNP						
F6	Missouri (4)	3	0-0	0-0	0-0	0-0-0	0	0	0	0	0	0
F11	at Texas Tech	3	0-0	0-0	0-0	0-1-1	2	0	1	0	0	0
F14	Texas	4	0-1	0-0	0-0	1-0-1	1	0	1	0	0	0
F18	at Iowa State					DNP						
F22	Oklahoma State											
F25	at Baylor											
F29	at Texas											
M3	Texas A&M											

* Starter

ARENT'S CAREER HIGHS

Points	6 vs. Coppin State (11/18/11)
Field Goals	3 vs. Coppin State (11/18/11)
Field Goal Attempts	5 vs. Coppin State (11/18/11)
3-Point Field Goals	None
3-Point Field Goal Attempts	None
Free Throws Made	2 (twice)
Free Throw Attempts	2 (twice)
Rebounds	9 (twice)
Assists	1 vs. Coppin State (11/18/11)
Blocked Shots	1 (twice)
Steals	2 vs. Sacramento State (12/2/11)
Minutes Played	15 vs. Saint Louis (11/27/11)

ROSTERS

NUMERICAL

No.	Name	Pos.	Cl.	Ht.	Wt.	Hometown (Last School)
1	Sam Grooms	G	Jr.	6-1	203	Greensboro, N.C. (Chipola College [Fla.])
2	Steven Pledger**	G	Jr.	6-4	222	Chesapeake, Va. (Atlantic Shores Christian School)
3	T.J. Franklin^	G	Sr.	5-11	175	Fort Worth, Texas (North Crowley HS)
4	Andrew Fitzgerald**	F	Jr.	6-8	247	Baltimore, Md. (Brewster Academy [N.H.])
5	C.J. Washington*	F	Sr.	6-7	230	Stringtown, Okla. (Connors State JC)
12	Jarrold Kruger#	G	So.	6-1	174	Topeka, Kan. (Kansas State University)
13	James Fraschilla^	G	Fr.	5-10	142	Dallas, Texas (Highland Park HS)
14	Carl Blair*	G	Jr.	6-2	205	Houston, Texas (University of New Orleans)
15	Tyler Neal*	F	So.	6-7	227	Oklahoma City, Okla. (Putnam City West HS)
21	Cameron Clark*	G	So.	6-6	198	Sherman, Texas (Sherman HS)
22	Amath M'Baye#	F	Jr.	6-9	214	Bordeaux, France (University of Wyoming)
24	Romero Osby	F	Jr.	6-8	232	Meridian, Miss. (Mississippi State University)
31	Barry Honoré*^	F	Sr.	6-7	270	Garland, Texas (Southern University)
32	Casey Arent	C	Jr.	6-10	227	Penryn, Calif. (Sierra College)

ALPHABETICAL

No.	Name	Pos.	Cl.	Ht.	Wt.	Hometown (Last School)
32	Casey Arent	C	Jr.	6-10	227	Penryn, Calif. (Sierra College)
14	Carl Blair*	G	Jr.	6-2	205	Houston, Texas (University of New Orleans)
21	Cameron Clark*	G	So.	6-6	198	Sherman, Texas (Sherman HS)
4	Andrew Fitzgerald**	F	Jr.	6-8	247	Baltimore, Md. (Brewster Academy [N.H.])
3	T.J. Franklin^	G	Sr.	5-11	175	Fort Worth, Texas (North Crowley HS)
13	James Fraschilla^	G	Fr.	5-10	142	Dallas, Texas (Highland Park HS)
1	Sam Grooms	G	Jr.	6-1	203	Greensboro, N.C. (Chipola College [Fla.])
31	Barry Honoré*^	F	Sr.	6-7	270	Garland, Texas (Southern University)
12	Jarrold Kruger#	G	So.	6-1	174	Topeka, Kan. (Kansas State University)
22	Amath M'Baye#	F	Jr.	6-9	214	Bordeaux, France (University of Wyoming)
15	Tyler Neal*	F	So.	6-7	227	Oklahoma City, Okla. (Putnam City West HS)
24	Romero Osby	F	Jr.	6-8	232	Meridian, Miss. (Mississippi State University)
2	Steven Pledger**	G	Jr.	6-4	222	Chesapeake, Va. (Atlantic Shores Christian School)
5	C.J. Washington*	F	Sr.	6-7	230	Stringtown, Okla. (Connors State JC)

* Letters earned at Oklahoma

^ Walk-on

Sitting out the 2011-12 season due to NCAA transfer rules

STAFF

Head Coach: Lon Kruger (Kansas State '75)

Assistant Coaches:

Chris Crutchfield (Nebraska-Omaha '92)

Steve Henson (Kansas State '90)

Lew Hill (Wichita State '88)

Director of Operations:

Mike Shepherd (Kansas State '92)

Video Coordinator:

Scott Thompson (Mississippi '02)

Director of Student-Athlete Performance:

Jozsef Szendrei (Oklahoma '03)

Trainer: Alex Brown (Appalachian State '79)

PRONUNCIATION GUIDE

Casey **Arent**: ARNT

James **Fraschilla**: frush-SHILL-UH

Barry **Honoré**: ahn-o-RAY

Amath M'Baye: ah-MOTT EM-by

Romero **Osby**: AHZ-bee